









Lot 1

BARWIDGEE 07108

ID: VKD 07 108


Sire **HYLINE RIGHT TIME 338**
BARWIDGEE 05146
BARWIDGEE 97431

Dam **BARWIDGEE 00211**
BARWIDGEE 04112
BARWIDGEE 95181

Stature 27
 Capacity  31 
 Body Lth 31
 Muscle 38
 Claw Set  23 
 Feet Ang  26 
 Rear Leg  23 

Born: 25/08/2007
 Birth Wt: 38 kg
 Scotl Circ 45 cm

\$ INDEX VALUES			
LF	GF	SF	T
91	69	63	60

	CALVING EASE				GROWTH And MATERNAL					FERTILITY		CARCASE					
	DIR	DTRS	GL	BW	G200	G400	G600	MWT	MILK	SS	DC	CWT	EMA	RIB	RUMP	RBY	IMF
EBV	+0.4		-3.0	+3.5	+34	+73	+90	+75	+13	+1.8		+49	+2.7	+1.9	+0.9	-0.6	+1.3
ACC	40%		50%	77%	69%	70%	66%	57%	45%	73%		59%	51%	58%	59%	51%	46%

Outstanding for genotype and phenotype, a great bull to open this years sale. Used at Barwidgee









Lot 2

BARWIDGEE 07120

ID: VKD 07 120


Sire **B/R NEW DESIGN 036**
BON VIEW NEW DESIGN 1407
BON VIEW PRIDE 664

Dam **BARWIDGEE 02125**
BARWIDGEE 05325
BARWIDGEE 03417

Stature 30
 Capacity  32 
 Body Lth 32
 Muscle 39
 Claw Set  23 
 Feet Ang  25 
 Rear Leg  25 

Born: 26/08/2007
 Birth Wt: 35 kg
 Scotl Circ 41 cm

\$ INDEX VALUES			
LF	GF	SF	T
122	83	74	70

	CALVING EASE				GROWTH And MATERNAL					FERTILITY		CARCASE					
	DIR	DTRS	GL	BW	G200	G400	G600	MWT	MILK	SS	DC	CWT	EMA	RIB	RUMP	RBY	IMF
EBV	+3.1	+3.0	-4.3	+2.9	+37	+77	+98	+79	+15	+0.5	-3.0	+56	+4.2	+0.4	+0.7	-0.3	+2.4
ACC	55%	51%	67%	78%	73%	73%	69%	63%	58%	76%	50%	64%	60%	64%	65%	60%	57%

Look at these for curve bending EBV's. Top 1% for the Long fed index. A sensational young sire. Used at Barwidgee









Lot 3

BARWIDGEE 07172

ID: VKD 07 172


Sire **SITZ ALLIANCE 6595**
K C F BENNETT TOTAL
EXT OF CONANGA 6790

Dam **BARWIDGEE 02125**
BARWIDGEE 05341
BARWIDGEE 03507

Stature 31
 Capacity  32 
 Body Lth 33
 Muscle 37
 Claw Set  22 
 Feet Ang  24 
 Rear Leg  25 

Born: 29/08/2007
 Birth Wt: 38 kg
 Scotl Circ 40 cm

\$ INDEX VALUES			
LF	GF	SF	T
97	80	74	72

	CALVING EASE				GROWTH And MATERNAL					FERTILITY		CARCASE					
	DIR	DTRS	GL	BW	G200	G400	G600	MWT	MILK	SS	DC	CWT	EMA	RIB	RUMP	RBY	IMF
EBV	+0.7	+1.5	-3.9	+4.0	+39	+82	+100	+88	+13	+1.0		+61	+4.6	+0.8	+0.7	+0.1	+1.0
ACC	45%	35%	66%	78%	72%	72%	67%	56%	47%	74%		59%	53%	59%	60%	51%	48%

A fantastic well balanced bull. Ideal for the self replacing herd. Used at Barwidgee.









Lot 4

BARWIDGEE 07234

ID: VKD 07 234


Sire **HYLINE RIGHT TIME 338**
BARWIDGEE 05224
BARWIDGEE 99433

Dam **BARWIDGEE 01154**
BARWIDGEE 04390
BARWIDGEE 02462

Stature 30
 Capacity  31 
 Body Lth 33
 Muscle 37
 Claw Set  24 
 Feet Ang  25 
 Rear Leg  25 

Born: 1/09/2007
 Birth Wt: 47 kg
 Scotl Circ 42 cm

\$ INDEX VALUES			
LF	GF	SF	T
86	75	63	73

	CALVING EASE				GROWTH And MATERNAL					FERTILITY		CARCASE					
	DIR	DTRS	GL	BW	G200	G400	G600	MWT	MILK	SS	DC	CWT	EMA	RIB	RUMP	RBY	IMF
EBV	-2.9			+6.8	+38	+73	+98	+96	+13	+1.2		+50	+4.4	+0.2	+0.2	+0.7	+0.8
ACC	39%			77%	69%	70%	66%	56%	44%	73%		58%	50%	58%	59%	50%	45%

A lovely long thick bull with plenty of growth. Used at Barwidgee. Outcross pedigree

Lot 5 BARWIDGEE 07206 ID: VKD 07 206

Sire K C F BENNETT PERFORMER
HYLINE RIGHT TIME 338
KFC MISS 589 L182

Dam BARWIDGEE 01383
BARWIDGEE 99224
BARWIDGEE 97329

Stature 26
Capacity 31
Body Lth 30
Muscle 38
Claw Set 23
Feet Ang 25
Rear Leg 25

Born: 31/08/2007
Birth Wt: 42 kg
Scotal Circ 44 cm

\$ INDEX VALUES			
LF	GF	SF	T
93	78	68	71

ANGUS GENE PREMIER	CALVING EASE				GROWTH And MATERNAL					FERTILITY		CARCASS					
	DIR	DTRS	GL	BW	G200	G400	G600	MWT	MILK	SS	DC	CWT	EMA	RIB	RUMP	RBY	IMF
EBV	-2.8		-3.0	+5.4	+38	+78	+99	+91	+14	+4.1		+53	+4.6	+1.2	+1.0	0.0	+1.1
ACC	42%		67%	78%	73%	73%	68%	60%	49%	75%		61%	54%	59%	60%	51%	48%

High growth well muscled outcross bull with great figures. Ideal for the self replacing herd. Used at Barwidgee

Lot 6 BARWIDGEE 07158 ID: VKD 07 158

Sire K C F BENNETT TOTAL
SITZ ALLIANCE 6595
EXT OF CONANGA 6790

Dam BARWIDGEE 05285
BARWIDGEE 02125
BARWIDGEE 03293

Stature 28
Capacity 30
Body Lth 31
Muscle 39
Claw Set 23
Feet Ang 25
Rear Leg 22

Born: 28/08/2007
Birth Wt: 35 kg
Scotal Circ 42 cm

\$ INDEX VALUES			
LF	GF	SF	T
91	76	72	65

ANGUS GENE PREMIER	CALVING EASE				GROWTH And MATERNAL					FERTILITY		CARCASS					
	DIR	DTRS	GL	BW	G200	G400	G600	MWT	MILK	SS	DC	CWT	EMA	RIB	RUMP	RBY	IMF
EBV	+1.9	+1.3	-4.9	+2.5	+40	+78	+94	+80	+16	+1.5		+60	+3.2	+0.4	+0.4	-0.1	+0.9
ACC	46%	36%	66%	78%	72%	72%	67%	56%	48%	75%		60%	54%	59%	60%	52%	48%

Low birthweight and high growth. Suitable for use over heifers. Used at Barwidgee

Lot 7 BARWIDGEE 07140 ID: VKD 07 140

Sire BARWIDGEE 05224
HYLINE RIGHT TIME 338
BARWIDGEE 99433

Dam BARWIDGEE 04288
BARWIDGEE 01216
BARWIDGEE 01213

Stature
Capacity
Body Lth
Muscle
Claw Set
Feet Ang
Rear Leg

Born: 28/08/2007
Birth Wt: 29 kg
Scotal Circ 44 cm

\$ INDEX VALUES			
LF	GF	SF	T
80	70	61	63

ANGUS GENE PREMIER	CALVING EASE				GROWTH And MATERNAL					FERTILITY		CARCASS					
	DIR	DTRS	GL	BW	G200	G400	G600	MWT	MILK	SS	DC	CWT	EMA	RIB	RUMP	RBY	IMF
EBV	-0.7	-0.9		+3.7	+30	+65	+84	+73	+12	+2.6		+47	+4.5	-0.2	-0.1	+0.7	+0.6
ACC	41%	35%		76%	67%	67%	64%	56%	44%	68%		56%	48%	55%	57%	48%	45%

A nice thick bull with well balanced EBV's. Low birthweight.

Lot 8 BARWIDGEE 07354 ID: VKD 07 354

Sire BARWIDGEE 05310
PERRY POWER DESIGN 715
BARWIDGEE 00426

Dam BARWIDGEE 04274
GARDENS HIGHMARK
BARWIDGEE 00212

Stature
Capacity
Body Lth
Muscle
Claw Set
Feet Ang
Rear Leg

Born: 5/09/2007
Birth Wt: 42 kg
Scotal Circ 44 cm

\$ INDEX VALUES			
LF	GF	SF	T
79	66	62	62

ANGUS GENE PREMIER	CALVING EASE				GROWTH And MATERNAL					FERTILITY		CARCASS					
	DIR	DTRS	GL	BW	G200	G400	G600	MWT	MILK	SS	DC	CWT	EMA	RIB	RUMP	RBY	IMF
EBV	+0.2	-3.5	-2.7	+5.4	+39	+74	+90	+84	+11	+1.9	-2.4	+49	+2.3	-0.2	-0.1	0.0	+0.9
ACC	42%	37%	52%	77%	69%	70%	66%	57%	45%	74%	35%	59%	52%	58%	59%	51%	47%

354 is out of a well performed Highmark cow. He is a reliable allround type of young sire








Lot 9

BARWIDGEE 07168

ID: VKD 07 168


Sire C A FUTURE DIRECTION 5321
ARDROSSAN CONNECTION X15
ARDROSSON WILCOOLA V9

Dam BARWIDGEE 96243
BARWIDGEE 98186
BARWIDGEE 96340

Stature  30
Capacity  31
Body Lth  33
Muscle  37
Claw Set  25
Feet Ang  26
Rear Leg  23

Born: 29/08/2007
Birth Wt: 40 kg
Scotal Circ 39 cm

\$ INDEX VALUES			
LF	GF	SF	T
89	76	71	71

	CALVING EASE				GROWTH And MATERNAL					FERTILITY		CARCASE					
	DIR	DTRS	GL	BW	G200	G400	G600	MWT	MILK	SS	DC	CWT	EMA	RIB	RUMP	RBY	IMF
EBV	-0.9	-0.4	-4.0	+4.1	+37	+78	+95	+79	+13	+0.5	-2.0	+60	+5.3	+0.2	+0.3	+0.6	+0.7
ACC	53%	48%	67%	79%	74%	73%	70%	65%	59%	76%	46%	64%	56%	62%	63%	55%	51%

X15 son who is DNA tested AMF. Outstanding muscle and shape. Moderate birth weight and high growth. Ideal for the self replacing herd.








Lot 10

BARWIDGEE 07222

ID: VKD 07 222


Sire BON VIEW NEW DESIGN 1407
BARWIDGEE 04161
BARWIDGEE 02128

Dam HYLINE RIGHT TIME 338
BARWIDGEE 05149
BARWIDGEE 99135

Stature  30
Capacity  31
Body Lth  33
Muscle  37
Claw Set  25
Feet Ang  26
Rear Leg  23

Born: 31/08/2007
Birth Wt: 38 kg
Scotal Circ 41 cm

\$ INDEX VALUES			
LF	GF	SF	T
101	74	62	63

	CALVING EASE				GROWTH And MATERNAL					FERTILITY		CARCASE					
	DIR	DTRS	GL	BW	G200	G400	G600	MWT	MILK	SS	DC	CWT	EMA	RIB	RUMP	RBY	IMF
EBV	+2.3	+1.4	-3.1	+3.4	+34	+61	+85	+64	+17	+0.8	-2.8	+46	+4.0	+0.1	0.0	+0.2	
ACC	46%	40%	53%	78%	69%	69%	65%	57%	44%	72%	36%	57%	45%	51%	51%	46%	

Very impressive bull. One of Dicks favourites. Super genotype and phenotype. Low birthweight. 2YO heifers first calf








Lot 11

BARWIDGEE 07434

ID: VKD 07 434


Sire PERRY POWER DESIGN 715
BARWIDGEE 05310
BARWIDGEE 00426

Dam GARDENS HIGHMARK
BARWIDGEE 04232
BARWIDGEE 99263

Stature  30
Capacity  31
Body Lth  33
Muscle  38
Claw Set  23
Feet Ang  23
Rear Leg  27

Born: 8/09/2007
Birth Wt: 41 kg
Scotal Circ 41 cm

\$ INDEX VALUES			
LF	GF	SF	T
72	61	56	59

	CALVING EASE				GROWTH And MATERNAL					FERTILITY		CARCASE					
	DIR	DTRS	GL	BW	G200	G400	G600	MWT	MILK	SS	DC	CWT	EMA	RIB	RUMP	RBY	IMF
EBV	-0.2	-4.2	-2.5	+5.0	+35	+68	+84	+79	+10	+0.7	-1.2	+46	+2.6	-0.7	-0.7	+0.4	+0.7
ACC	42%	37%	53%	77%	69%	70%	66%	58%	46%	74%	36%	59%	52%	59%	60%	52%	47%

Ideal for the self replacing herd, with these well balanced EBV's and excellent phenotype.








Lot 12

BARWIDGEE 07584

ID: VKD 07 584


Sire ARDROSSAN DIRECTION X3
BARWIDGEE 05350
BARWIDGEE 98284

Dam BARWIDGEE 99214
BARWIDGEE 01195
BARWIDGEE 96258

Stature  29
Capacity  30
Body Lth  32
Muscle  36
Claw Set  23
Feet Ang  23
Rear Leg  27

Born: 20/09/2007
Birth Wt: 37 kg
Scotal Circ 40 cm

\$ INDEX VALUES			
LF	GF	SF	T
85	62	58	59

	CALVING EASE				GROWTH And MATERNAL					FERTILITY		CARCASE					
	DIR	DTRS	GL	BW	G200	G400	G600	MWT	MILK	SS	DC	CWT	EMA	RIB	RUMP	RBY	IMF
EBV	-0.6			+4.0	+34	+71	+87	+76	+12	+0.2		+52	+2.7	+0.8	+0.8	-0.5	+1.3
ACC	39%			76%	67%	68%	64%	57%	46%	73%		57%	48%	55%	57%	48%	43%

Another really good bull. Hard to fault









Lot 13

BARWIDGEE 07256

ID: VKD 07 256


BON VIEW NEW DESIGN 1407
 Sire BARWIDGEE 04161
 BARWIDGEE 02128

BARWIDGEE 03294
 Dam BARWIDGEE 05519
 BARWIDGEE 91197

Stature 31
 Capacity  31 
 Body Lth 33
 Muscle 37
 Claw Set  25 
 Feet Ang  23 
 Rear Leg  25 

Born: 1/09/2007
 Birth Wt: 36 kg
 Scotl Circ 43 cm

\$ INDEX VALUES			
LF	GF	SF	T
91	72	62	62

	CALVING EASE				GROWTH And MATERNAL					FERTILITY		CARCASE					
	DIR	DTRS	GL	BW	G200	G400	G600	MWT	MILK	SS	DC	CWT	EMA	RIB	RUMP	RBY	IMF
EBV	+2.2	+1.9		+3.2	+32	+64	+86	+73	+14	+0.3		+49	+3.7	+0.2	-0.6	+0.4	+1.0
ACC	43%	36%		77%	69%	69%	64%	55%	43%	71%		57%	50%	56%	58%	50%	45%

2 YO heifers first calf. Low birthweight, excellent EBV's and great eye appeal. Suitable for use on heifers









Lot 14

BARWIDGEE 07496

ID: VKD 07 496


BON VIEW NEW DESIGN 1407
 Sire BARWIDGEE 04161
 BARWIDGEE 02128

BARWIDGEE 03232
 Dam BARWIDGEE 05575
 BARWIDGEE 03303

Stature 31
 Capacity  30 
 Body Lth 33
 Muscle 34
 Claw Set  24 
 Feet Ang  25 
 Rear Leg  23 

Born: 11/09/2007
 Birth Wt: 32 kg
 Scotl Circ 39 cm

\$ INDEX VALUES			
LF	GF	SF	T
91	66	58	55

	CALVING EASE				GROWTH And MATERNAL					FERTILITY		CARCASE					
	DIR	DTRS	GL	BW	G200	G400	G600	MWT	MILK	SS	DC	CWT	EMA	RIB	RUMP	RBY	IMF
EBV	+4.5	+0.7		+1.2	+27	+57	+73	+58	+13	+1.0		+45	+4.0	+0.1	+0.4	+0.1	+1.6
ACC	43%	36%		78%	70%	69%	65%	56%	43%	72%		57%	50%	56%	58%	50%	45%

Best 1% calving ease sire with good \$ indexes. A 2yo heifers first calf and ideal for use over heifers.









Lot 15

BARWIDGEE 07526

ID: VKD 07 526


C A FUTURE DIRECTION 5321
 Sire BARWIDGEE 05268
 BARWIDGEE 99113

BARWIDGEE 95144
 Dam BARWIDGEE 97127
 BARWIDGEE 95283

Stature 31
 Capacity  30 
 Body Lth 33
 Muscle 36
 Claw Set  23 
 Feet Ang  27 
 Rear Leg  21 

Born: 14/09/2007
 Birth Wt: 40 kg
 Scotl Circ 41 cm

\$ INDEX VALUES			
LF	GF	SF	T
71	53	48	46

	CALVING EASE				GROWTH And MATERNAL					FERTILITY		CARCASE					
	DIR	DTRS	GL	BW	G200	G400	G600	MWT	MILK	SS	DC	CWT	EMA	RIB	RUMP	RBY	IMF
EBV	+1.6	+2.0	-2.1	+3.6	+32	+55	+69	+56	+12	+0.7	-1.4	+39	+1.6	+1.5	+2.0	-0.8	+1.0
ACC	41%	35%	51%	77%	69%	69%	65%	58%	49%	74%	35%	58%	51%	57%	59%	50%	45%

Positive fat low birthweight young bull out of a very good old cow.









Lot 16

BARWIDGEE 07596

ID: VKD 07 596


C A FUTURE DIRECTION 5321
 Sire BARWIDGEE 04109
 BARWIDGEE 02116

PRAIRIEDGE MARBULL DESIGN
 Dam BARWIDGEE 05269
 BARWIDGEE 99587

Stature 30
 Capacity  32 
 Body Lth 34
 Muscle 36
 Claw Set  24 
 Feet Ang  29 
 Rear Leg  21 

Born: 21/09/2007
 Birth Wt: 37 kg
 Scotl Circ 40 cm

\$ INDEX VALUES			
LF	GF	SF	T
95	67	60	59

	CALVING EASE				GROWTH And MATERNAL					FERTILITY		CARCASE					
	DIR	DTRS	GL	BW	G200	G400	G600	MWT	MILK	SS	DC	CWT	EMA	RIB	RUMP	RBY	IMF
EBV	+1.9	+0.6	-2.0	+2.7	+33	+61	+79	+61	+16	-1.0	-1.6	+51	+4.5	+0.4	+0.1	+0.2	+1.6
ACC	46%	40%	53%	77%	70%	70%	66%	57%	48%	73%	38%	59%	52%	58%	60%	52%	47%

A 2yo heifers first calf. High calving ease and low birthweight and excellent \$ index values. Suitable for heifers.

Lot 17

BARWIDGEE 07624

ID: VKD 07 624

Sire PERRY POWER DESIGN 715
 BARWIDGEE 05310
 BARWIDGEE 00426

Dam BARWIDGEE 02191
 BARWIDGEE 04456
 BARWIDGEE 02292

Stature 27
 Capacity 31
 Body Lth 31
 Muscle 38
 Claw Set 24
 Feet Ang 25
 Rear Leg 25

Born: 26/09/2007
 Birth Wt: 43 kg
 Scotl Circ 42 cm

\$ INDEX VALUES			
LF	GF	SF	T
72	69	62	66

ANGUS POWER DESIGN	CALVING EASE				GROWTH And MATERNAL					FERTILITY		CARCASE					
	DIR	DTRS	GL	BW	G200	G400	G600	MWT	MILK	SS	DC	CWT	EMA	RIB	RUMP	RBY	IMF
EBV	+0.3			+5.7	+37	+73	+92	+88	+11	+0.6		+51	+2.9	-1.1	-1.0	+0.8	+0.1
ACC	39%			77%	69%	70%	65%	55%	43%	74%		58%	50%	57%	59%	50%	45%

This young bull is an upstanding Power Design grandson, he has excellent growth and structure.

Lot 18

BARWIDGEE 07428

ID: VKD 07 428

Sire SITZ TRAVELER 8180
 SITZ ALLIANCE 6595
 SITZ BARBARAMERE JET 2698

Dam YTHANBRAE PRECISION U28
 BARWIDGEE 03167
 BARWIDGEE 01277

Stature 26
 Capacity 32
 Body Lth 28
 Muscle 37
 Claw Set 23
 Feet Ang 25
 Rear Leg 25

Born: 8/09/2007
 Birth Wt: 42 kg
 Scotl Circ 43 cm

\$ INDEX VALUES			
LF	GF	SF	T
78	70	64	61

ANGUS ALLIANCE	CALVING EASE				GROWTH And MATERNAL					FERTILITY		CARCASE					
	DIR	DTRS	GL	BW	G200	G400	G600	MWT	MILK	SS	DC	CWT	EMA	RIB	RUMP	RBY	IMF
EBV	-0.5	-1.0	-1.3	+4.2	+38	+69	+87	+60	+19	+1.4	-4.0	+53	+2.5	0.0	-0.1	+0.3	+0.3
ACC	52%	44%	68%	78%	73%	73%	70%	65%	59%	75%	45%	64%	58%	63%	64%	57%	55%

Sitz Alliance son with top 1% milk.

Lot 19

BARWIDGEE 07236

ID: VKD 07 236

Sire BON VIEW NEW DESIGN 1407
 BARWIDGEE 04163
 BARWIDGEE 02148

Dam BARWIDGEE 01216
 BARWIDGEE 03211
 BARWIDGEE 01245

Stature 27
 Capacity 30
 Body Lth 32
 Muscle 38
 Claw Set 24
 Feet Ang 23
 Rear Leg 26

Born: 1/09/2007
 Birth Wt: 39 kg
 Scotl Circ 40 cm

\$ INDEX VALUES			
LF	GF	SF	T
95	65	56	59

ANGUS NEW DESIGN	CALVING EASE				GROWTH And MATERNAL					FERTILITY		CARCASE					
	DIR	DTRS	GL	BW	G200	G400	G600	MWT	MILK	SS	DC	CWT	EMA	RIB	RUMP	RBY	IMF
EBV	+1.3	+1.0	-1.8	+3.2	+33	+57	+79	+57	+15	-1.0	-0.5	+47	+4.1	-0.2	-0.5	+0.3	+1.5
ACC	45%	39%	52%	79%	71%	72%	67%	60%	50%	75%	39%	61%	53%	60%	61%	53%	49%

Low birthweight calving ease bull with excellent carcass traits. Suitable for heifers

Lot 20

BARWIDGEE 07318

ID: VKD 07 318

Sire SITZ TRAVELER 8180
 SITZ ALLIANCE 6595
 SITZ BARBARAMERE JET 2698

Dam B/R NEW DESIGN 036
 BARWIDGEE 00164
 BARWIDGEE 96134

Stature 26
 Capacity 31
 Body Lth 30
 Muscle 38
 Claw Set 22
 Feet Ang 25
 Rear Leg 25

Born: 3/09/2007
 Birth Wt: 43 kg
 Scotl Circ 45 cm

\$ INDEX VALUES			
LF	GF	SF	T
92	75	65	64

ANGUS ALLIANCE	CALVING EASE				GROWTH And MATERNAL					FERTILITY		CARCASE					
	DIR	DTRS	GL	BW	G200	G400	G600	MWT	MILK	SS	DC	CWT	EMA	RIB	RUMP	RBY	IMF
EBV	+0.5	0.0	-1.0	+4.3	+35	+71	+92	+87	+18	+3.0	-4.2	+50	+2.7	+1.3	+0.8	-0.1	+1.3
ACC	53%	47%	69%	79%	74%	73%	70%	65%	60%	76%	47%	64%	59%	61%	62%	57%	54%

Another high milk Sitz Alliance son. A good allround bull.









Lot 21

BARWIDGEE 07582

ID: VKD 07 582


Sire PERRY POWER DESIGN 715
BARWIDGEE 04225
BARWIDGEE 02110

Dam BARWIDGEE 00217
BARWIDGEE 02400
BARWIDGEE 98118

Stature 26
Capacity  32 
Body Lth 28
Muscle 35
Claw Set  23 
Feet Ang  27 
Rear Leg  23 

Born: 20/09/2007
Birth Wt: 40 kg
Scotal Circ 48 cm

\$ INDEX VALUES			
LF	GF	SF	T
65	61	55	56

	CALVING EASE				GROWTH And MATERNAL					FERTILITY		CARCASS					
	DIR	DTRS	GL	BW	G200	G400	G600	MWT	MILK	SS	DC	CWT	EMA	RIB	RUMP	RBY	IMF
EBV	+0.7		-2.0	+4.8	+31	+62	+77	+77	+9	+1.8		+41	+2.4	-0.6	-0.8	+0.7	+0.4
ACC	41%		50%	78%	70%	71%	67%	60%	47%	75%		59%	51%	58%	60%	51%	46%

Dam has been a good cow. Reliable, predictable genetics in this young bull









Lot 22

BARWIDGEE 07232

ID: VKD 07 232


Sire PERRY POWER DESIGN 715
BARWIDGEE 05310
BARWIDGEE 00426

Dam BARWIDGEE 02125
BARWIDGEE 04378
BARWIDGEE 02392

Stature 29
Capacity  30 
Body Lth 32
Muscle 37
Claw Set  22 
Feet Ang  25 
Rear Leg  25 

Born: 1/09/2007
Birth Wt: 37 kg
Scotal Circ 43 cm

\$ INDEX VALUES			
LF	GF	SF	T
65	55	48	51

	CALVING EASE				GROWTH And MATERNAL					FERTILITY		CARCASS					
	DIR	DTRS	GL	BW	G200	G400	G600	MWT	MILK	SS	DC	CWT	EMA	RIB	RUMP	RBY	IMF
EBV	+1.1			+3.0	+31	+57	+75	+67	+10	+0.2		+41	+1.7	-0.4	+0.3	0.0	+0.5
ACC	40%			77%	69%	70%	66%	56%	44%	74%		59%	51%	58%	59%	50%	46%

Low birthweight calving ease bull.









Lot 23

BARWIDGEE 07358

ID: VKD 07 358


Sire PERRY POWER DESIGN 715
BARWIDGEE 04225
BARWIDGEE 02110

Dam BARWIDGEE 00205
BARWIDGEE 02514
BARWIDGEE 97315

Stature 28
Capacity  33 
Body Lth 30
Muscle 39
Claw Set  23 
Feet Ang  25 
Rear Leg  25 

Born: 5/09/2007
Birth Wt: 45 kg
Scotal Circ 40 cm

\$ INDEX VALUES			
LF	GF	SF	T
83	78	67	72

	CALVING EASE				GROWTH And MATERNAL					FERTILITY		CARCASS					
	DIR	DTRS	GL	BW	G200	G400	G600	MWT	MILK	SS	DC	CWT	EMA	RIB	RUMP	RBY	IMF
EBV	0.0		-2.3	+6.6	+40	+74	+97	+95	+14	+2.3	-2.1	+51	+3.8	-0.3	-0.9	+1.0	+0.4
ACC	42%		51%	78%	71%	71%	67%	60%	48%	75%	36%	60%	52%	59%	61%	52%	48%

358 is an thick impressive bull offering excellent outcross genetics.









Lot 24

BARWIDGEE 07154

ID: VKD 07 154


Sire C A FUTURE DIRECTION 5321
BARWIDGEE 04109
BARWIDGEE 02116

Dam PRAIRIEDGE MARBULL DESIGN
BARWIDGEE 05157
BARWIDGEE 99553

Stature 28
Capacity  32 
Body Lth 32
Muscle 37
Claw Set  23 
Feet Ang  25 
Rear Leg  25 

Born: 28/08/2007
Birth Wt: 36 kg
Scotal Circ 42 cm

\$ INDEX VALUES			
LF	GF	SF	T
98	76	72	66

	CALVING EASE				GROWTH And MATERNAL					FERTILITY		CARCASS					
	DIR	DTRS	GL	BW	G200	G400	G600	MWT	MILK	SS	DC	CWT	EMA	RIB	RUMP	RBY	IMF
EBV	+1.5	+1.1	-2.8	+3.3	+37	+74	+89	+71	+16	+0.3	-2.2	+57	+4.3	-0.6	-0.1	+0.5	+1.3
ACC	46%	39%	53%	77%	70%	70%	66%	57%	47%	73%	38%	59%	52%	58%	60%	51%	47%

First calf from a 2yo heifer. A great young bull that has all the right numbers. Suitable for use over heifers









Lot 25

BARWIDGEE 07604

ID: VKD 07 604


Sire **HYLINE RIGHT TIME 338**
 BARWIDGEE 05186
 BARWIDGEE 96390

Dam **PERRY POWER DESIGN 715**
 BARWIDGEE 05135
 BARWIDGEE 97163

Stature 28
 Capacity  31 
 Body Lth 31
 Muscle 35
 Claw Set  24 
 Feet Ang  27 
 Rear Leg  23 

Born: 22/09/2007
 Birth Wt: 36 kg
 Scotl Circ 40 cm

\$ INDEX VALUES			
LF	GF	SF	T
84	71	62	64

	CALVING EASE				GROWTH And MATERNAL					FERTILITY		CARCASE					
	DIR	DTRS	GL	BW	G200	G400	G600	MWT	MILK	SS	DC	CWT	EMA	RIB	RUMP	RBY	IMF
EBV	+2.4	-3.0	-4.0	+3.2	+38	+67	+88	+66	+15	+0.3		+49	+3.6	+0.7	-0.1	+0.4	+0.6
ACC	41%	35%	52%	76%	67%	68%	64%	55%	44%	72%		56%	49%	56%	57%	49%	44%

Excellent calving ease sire. A 2yo heifers first calf .









Lot 26

BARWIDGEE 07478

ID: VKD 07 478


Sire **BON VIEW NEW DESIGN 1407**
 BARWIDGEE 04161
 BARWIDGEE 02128

Dam **BARWIDGEE 03164**
 BARWIDGEE 05453
 BARWIDGEE 03561

Stature 25
 Capacity  33 
 Body Lth 29
 Muscle 38
 Claw Set  25 
 Feet Ang  24 
 Rear Leg  25 

Born: 10/09/2007
 Birth Wt: 33 kg
 Scotl Circ 42 cm

\$ INDEX VALUES			
LF	GF	SF	T
81	60	52	51

	CALVING EASE				GROWTH And MATERNAL					FERTILITY		CARCASE					
	DIR	DTRS	GL	BW	G200	G400	G600	MWT	MILK	SS	DC	CWT	EMA	RIB	RUMP	RBY	IMF
EBV	+4.4	+0.9		+0.9	+29	+53	+71	+53	+15	-0.6		+43	+2.8	0.0	-0.6	+0.1	+1.2
ACC	43%	36%		78%	69%	69%	65%	55%	43%	71%		57%	49%	56%	58%	50%	45%

Outstanding calving ease bull in a very impressive package. A 2yo heifers first calf he is ideal for heifers.









Lot 27

BARWIDGEE 07570

ID: VKD 07 570


Sire **ARDROSSAN DIRECTION X3**
 BARWIDGEE 05350
 BARWIDGEE 98284

Dam **ROCKN D AMBUSH 1531**
 BARWIDGEE 01177
 BARWIDGEE 91229

Stature 28
 Capacity  32 
 Body Lth 33
 Muscle 4
 Claw Set  21 
 Feet Ang  27 
 Rear Leg  23 

Born: 19/09/2007
 Birth Wt: 40 kg
 Scotl Circ 40 cm

\$ INDEX VALUES			
LF	GF	SF	T
75	62	61	58

	CALVING EASE				GROWTH And MATERNAL					FERTILITY		CARCASE					
	DIR	DTRS	GL	BW	G200	G400	G600	MWT	MILK	SS	DC	CWT	EMA	RIB	RUMP	RBY	IMF
EBV	-2.1	+2.6	-2.9	+5.3	+36	+71	+83	+78	+10	+0.8	-1.9	+49	+2.1	-0.9	-1.1	+0.4	+0.9
ACC	42%	37%	53%	76%	68%	69%	64%	58%	47%	73%	37%	58%	51%	57%	58%	50%	46%

Out of a Rock N D Ambush cow he is a very attractive all round bull









Lot 28

BARWIDGEE 07574

ID: VKD 07 574


Sire **BON VIEW NEW DESIGN 1407**
 BARWIDGEE 04161
 BARWIDGEE 02128

Dam **PRAIRIEDGE MARBULL DESIGN**
 BARWIDGEE 05165
 BARWIDGEE 95427

Stature 28
 Capacity  32 
 Body Lth 33
 Muscle 39
 Claw Set  22 
 Feet Ang  24 
 Rear Leg  26 

Born: 19/09/2007
 Birth Wt: 40 kg
 Scotl Circ 41 cm

\$ INDEX VALUES			
LF	GF	SF	T
108	81	76	72

	CALVING EASE				GROWTH And MATERNAL					FERTILITY		CARCASE					
	DIR	DTRS	GL	BW	G200	G400	G600	MWT	MILK	SS	DC	CWT	EMA	RIB	RUMP	RBY	IMF
EBV	+2.0	+1.9	-1.6	+4.4	+41	+80	+98	+77	+15	-0.3	-1.1	+60	+4.2	-0.1	-0.4	+0.4	+1.5
ACC	45%	39%	53%	77%	70%	70%	65%	56%	45%	72%	36%	58%	50%	57%	58%	50%	45%

2yo heifers first calf this bull really bends the growth curve. Top 10% for LF \$ index and growth, he is a great package.









Lot 29

BARWIDGEE 07508

ID: VKD 07 508


C A FUTURE DIRECTION 5321
Sire BARWIDGEE 04109
BARWIDGEE 02116

HYLINE RIGHT TIME 338
Dam BARWIDGEE 05101
BARWIDGEE 97289

Stature 28
Capacity  31 
Body Lth 31
Muscle 37
Claw Set  23 
Feet Ang  26 
Rear Leg  24 

Born: 13/09/2007
Birth Wt: 35 kg
Scotal Circ 42 cm

\$ INDEX VALUES			
LF	GF	SF	T
101	73	65	62

	CALVING EASE				GROWTH And MATERNAL					FERTILITY		CARCASE					
	DIR	DTRS	GL	BW	G200	G400	G600	MWT	MILK	SS	DC	CWT	EMA	RIB	RUMP	RBY	IMF
EBV	+1.8	+0.3	-4.7	+2.5	+33	+63	+82	+54	+16	+0.9	-2.3	+49	+5.2	+0.3	+0.3	+0.2	
ACC	46%	39%	52%	77%	64%	63%	61%	55%	46%	53%	37%	52%	44%	51%	52%	45%	

Low birthweight calving ease bull. A 2yo heifers first calf he is a high \$ index bull.









Lot 30

BARWIDGEE 07280

ID: VKD 07 280


C A FUTURE DIRECTION 5321
Sire ARDROSSAN CONNECTION X15
ARDROSSAN WILCOOLA V9

KAPP DESIGNER
Dam BARWIDGEE 02222
BARWIDGEE 97117

Stature 27
Capacity  30 
Body Lth 31
Muscle 38
Claw Set  23 
Feet Ang  25 
Rear Leg  25 

Born: 2/09/2007
Birth Wt: 39 kg
Scotal Circ 41 cm

\$ INDEX VALUES			
LF	GF	SF	T
83	65	60	55

	CALVING EASE				GROWTH And MATERNAL					FERTILITY		CARCASE					
	DIR	DTRS	GL	BW	G200	G400	G600	MWT	MILK	SS	DC	CWT	EMA	RIB	RUMP	RBY	IMF
EBV	+1.1	+1.3	-2.4	+2.9	+31	+59	+74	+44	+15	+1.4	-2.5	+44	+3.8	-0.2	+0.6	+0.2	+0.8
ACC	55%	51%	69%	79%	73%	73%	70%	66%	60%	76%	50%	64%	57%	63%	64%	57%	54%

X15 is an excellent calving ease sire with great carcass. This grandson also has both these attributes









Lot 31

BARWIDGEE 07424

ID: VKD 07 424


BON VIEW NEW DESIGN 1407
Sire BARWIDGEE 04161
BARWIDGEE 02128

BARWIDGEE 03270
Dam BARWIDGEE 05513
BARWIDGEE 00148

Stature 24
Capacity  31 
Body Lth 28
Muscle 39
Claw Set  23 
Feet Ang  25 
Rear Leg  25 

Born: 8/09/2007
Birth Wt: 34 kg
Scotal Circ 40 cm

\$ INDEX VALUES			
LF	GF	SF	T
81	60	53	48

	CALVING EASE				GROWTH And MATERNAL					FERTILITY		CARCASE					
	DIR	DTRS	GL	BW	G200	G400	G600	MWT	MILK	SS	DC	CWT	EMA	RIB	RUMP	RBY	IMF
EBV	+3.4	+2.5		+2.4	+26	+52	+68	+54	+14	+0.9		+37	+2.0	-0.5	-0.5	+0.1	+1.3
ACC	43%	37%		78%	69%	69%	65%	55%	41%	71%		57%	50%	56%	58%	50%	45%

Top 5% for calviing ease and very low birthweight, this 2yo heifers first calf would be ideal for heifers.









Lot 32

BARWIDGEE 07544

ID: VKD 07 544


BARWIDGEE 02125
Sire BARWIDGEE 05212
BARWIDGEE 03339

BARWIDGEE 03312
Dam BARWIDGEE 05347
BARWIDGEE 02198

Stature 24
Capacity  31 
Body Lth 26
Muscle 37
Claw Set  24 
Feet Ang  24 
Rear Leg  26 

Born: 15/09/2007
Birth Wt: 34 kg
Scotal Circ 40 cm

\$ INDEX VALUES			
LF	GF	SF	T
78	58	46	52

	CALVING EASE				GROWTH And MATERNAL					FERTILITY		CARCASE					
	DIR	DTRS	GL	BW	G200	G400	G600	MWT	MILK	SS	DC	CWT	EMA	RIB	RUMP	RBY	IMF
EBV	+0.6			+2.5	+28	+52	+75		+10	+0.9		+39					
ACC	38%			77%	68%	68%	63%		40%	73%		55%					

A 2yo heifers first calf, 544 has very low birthweight and great structure. Would be ideal for heifers








Lot 33

BARWIDGEE 07576

ID: VKD 07 576


C A FUTURE DIRECTION 5321
 Sire BARWIDGEE 04109
 BARWIDGEE 02116

HYLINE RIGHT TIME 338
 Dam BARWIDGEE 05177
 BARWIDGEE 00352

Stature 24
 Capacity  30 
 Body Lth 26
 Muscle 33
 Claw Set  23 
 Feet Ang  24 
 Rear Leg  25 

Born: 19/09/2007
 Birth Wt: 34 kg
 Scotl Circ 43 cm

\$ INDEX VALUES			
LF	GF	SF	T
98	71	62	60

	CALVING EASE				GROWTH And MATERNAL					FERTILITY		CARCASE					
	DIR	DTRS	GL	BW	G200	G400	G600	MWT	MILK	SS	DC	CWT	EMA	RIB	RUMP	RBY	IMF
EBV	+1.7	0.0	-4.2	+2.3	+35	+64	+84	+67	+17	+1.5	-2.0	+51	+3.9	+0.1	+0.6	-0.2	+1.7
ACC	46%	40%	53%	77%	69%	70%	65%	56%	46%	73%	38%	59%	52%	58%	59%	51%	47%

Another great bull that is suitable for use over heifers. A 338 daughters first calf. 576 is a high \$ index bull









Lot 34

BARWIDGEE 07474

ID: VKD 07 474


PERRY POWER DESIGN 715
 Sire BARWIDGEE 04225
 BARWIDGEE 02110

BARWIDGEE 00171
 Dam BARWIDGEE 02446
 BARWIDGEE 00252

Stature 23
 Capacity  31 
 Body Lth 26
 Muscle 37
 Claw Set  24 
 Feet Ang  23 
 Rear Leg  25 

Born: 10/09/2007
 Birth Wt: 40 kg
 Scotl Circ 42 cm

\$ INDEX VALUES			
LF	GF	SF	T
75	66	59	57

	CALVING EASE				GROWTH And MATERNAL					FERTILITY		CARCASE					
	DIR	DTRS	GL	BW	G200	G400	G600	MWT	MILK	SS	DC	CWT	EMA	RIB	RUMP	RBY	IMF
EBV	+1.4		-2.5	+3.8	+30	+58	+73	+65	+12	+1.5	-2.5	+41	+4.2	+0.2	-0.4	+0.9	+0.7
ACC	41%		50%	78%	71%	72%	67%	60%	48%	75%	35%	60%	51%	59%	60%	51%	47%

Great outcross genetics and well balanced EBV's. Ideal for the self replacing herd









Lot 35

BARWIDGEE 07346

ID: VKD 07 346


BON VIEW NEW DESIGN 1407
 Sire BARWIDGEE 04161
 BARWIDGEE 02128

BARWIDGEE 01216
 Dam BARWIDGEE 05531
 BARWIDGEE 93343

Stature 23
 Capacity  32 
 Body Lth 27
 Muscle 38
 Claw Set  24 
 Feet Ang  25 
 Rear Leg  23 

Born: 4/09/2007
 Birth Wt: 30 kg
 Scotl Circ 37 cm

\$ INDEX VALUES			
LF	GF	SF	T
77	54	46	45

	CALVING EASE				GROWTH And MATERNAL					FERTILITY		CARCASE					
	DIR	DTRS	GL	BW	G200	G400	G600	MWT	MILK	SS	DC	CWT	EMA	RIB	RUMP	RBY	IMF
EBV	+4.5	+1.7	-2.3	+0.1	+19	+41	+58	+38	+13	-0.1	-1.3	+36	+4.0	+0.5	-0.1	+0.3	+1.2
ACC	44%	37%	50%	78%	70%	70%	65%	56%	45%	72%	35%	58%	50%	57%	58%	50%	45%

Top 1% calving ease. A 2yo heifers first calf. Ideal for heifers. Great structure









Lot 36

BARWIDGEE 07364

ID: VKD 07 364


C A FUTURE DIRECTION 5321
 Sire BARWIDGEE 04109
 BARWIDGEE 02116

BARWIDGEE 03232
 Dam BARWIDGEE 05447
 BARWIDGEE 03557

Stature 24
 Capacity  33 
 Body Lth 27
 Muscle 40
 Claw Set  24 
 Feet Ang  30 
 Rear Leg  20 

Born: 5/09/2007
 Birth Wt: 36 kg
 Scotl Circ 39 cm

\$ INDEX VALUES			
LF	GF	SF	T
94	67	59	58

	CALVING EASE				GROWTH And MATERNAL					FERTILITY		CARCASE					
	DIR	DTRS	GL	BW	G200	G400	G600	MWT	MILK	SS	DC	CWT	EMA	RIB	RUMP	RBY	IMF
EBV	+2.3	-0.3		+3.0	+30	+59	+76	+61	+13	+0.7	-1.7	+46	+4.7	+0.2	0.0	+0.3	
ACC	44%	37%		78%	69%	70%	65%	56%	46%	73%	36%	57%	44%	50%	51%	44%	

Another 2yo heifers first calf. Excellent calving ease, low birthweight and good \$ indexes









Lot 37

BARWIDGEE 07380

ID: VKD 07 380


BON VIEW NEW DESIGN 1407
 Sire BARWIDGEE 04161
 BARWIDGEE 02128

BARWIDGEE 03294
 Dam BARWIDGEE 05515
 BARWIDGEE 01347

Stature 23
 Capacity  31 
 Body Lth 26
 Muscle 38
 Claw Set  24 
 Feet Ang  23 
 Rear Leg  25 

Born: 6/09/2007
 Birth Wt: 41 kg
 Scotl Circ 38 cm

\$ INDEX VALUES			
LF	GF	SF	T
100	77	69	69

	CALVING EASE				GROWTH And MATERNAL					FERTILITY		CARCASE					
	DIR	DTRS	GL	BW	G200	G400	G600	MWT	MILK	SS	DC	CWT	EMA	RIB	RUMP	RBY	IMF
EBV	+0.4			+5.2	+40	+70	+91	+73	+16	-0.3		+52	+4.3	-0.8	-1.5	+0.9	+1.3
ACC	42%			77%	69%	69%	64%	55%	42%	71%		57%	49%	56%	57%	49%	44%

This 2yo heifers first calf has high \$ indexes, excellent length and thickness and good carcass









Lot 38

BARWIDGEE 07212

ID: VKD 07 212


SITZ ALLIANCE 6595
 Sire K C F BENNETT TOTAL
 EXT OF CONANGA 6790

BARWIDGEE 02125
 Dam BARWIDGEE 05227
 BARWIDGEE 03543

Stature 25
 Capacity  35 
 Body Lth 28
 Muscle 42
 Claw Set  23 
 Feet Ang  28 
 Rear Leg  21 

Born: 31/08/2007
 Birth Wt: 36 kg
 Scotl Circ 39 cm

\$ INDEX VALUES			
LF	GF	SF	T
85	70	63	61

	CALVING EASE				GROWTH And MATERNAL					FERTILITY		CARCASE					
	DIR	DTRS	GL	BW	G200	G400	G600	MWT	MILK	SS	DC	CWT	EMA	RIB	RUMP	RBY	IMF
EBV	+1.0	+1.7	-3.5	+3.1	+36	+66	+84	+66	+15	+0.9		+51	+3.5	+0.4	+0.4	+0.2	
ACC	45%	35%	66%	78%	72%	71%	66%	56%	46%	74%		58%	47%	52%	52%	45%	

Bennett Total grandson, reliable predictable genetics. An excellent all round bull









Lot 39

BARWIDGEE 07484

ID: VKD 07 484


PERRY POWER DESIGN 715
 Sire BARWIDGEE 05310
 BARWIDGEE 00426

THOMAS PRECISION E161 105
 Dam BARWIDGEE 04148
 BARWIDGEE 00124

Stature 25
 Capacity  31 
 Body Lth 27
 Muscle 38
 Claw Set  23 
 Feet Ang  25 
 Rear Leg  25 

Born: 11/09/2007
 Birth Wt: 40 kg
 Scotl Circ 43 cm

\$ INDEX VALUES			
LF	GF	SF	T
66	62	56	59

	CALVING EASE				GROWTH And MATERNAL					FERTILITY		CARCASE					
	DIR	DTRS	GL	BW	G200	G400	G600	MWT	MILK	SS	DC	CWT	EMA	RIB	RUMP	RBY	IMF
EBV	+0.3		-2.9	+4.6	+38	+70	+88	+85	+11	+1.6		+46	+1.4	0.0	-0.3	0.0	+0.3
ACC	39%		52%	77%	69%	70%	66%	57%	44%	74%		58%	51%	57%	59%	50%	45%

Power Design grandson with excellent structure









Lot 40

BARWIDGEE 07394

ID: VKD 07 394


PERRY POWER DESIGN 715
 Sire BARWIDGEE 05310
 BARWIDGEE 00426

BARWIDGEE 01154
 Dam BARWIDGEE 04314
 BARWIDGEE 02448

Stature 26
 Capacity  32 
 Body Lth 29
 Muscle 37
 Claw Set  21 
 Feet Ang  25 
 Rear Leg  25 

Born: 7/09/2007
 Birth Wt: 39 kg
 Scotl Circ 41 cm

\$ INDEX VALUES			
LF	GF	SF	T
72	62	54	58

	CALVING EASE				GROWTH And MATERNAL					FERTILITY		CARCASE					
	DIR	DTRS	GL	BW	G200	G400	G600	MWT	MILK	SS	DC	CWT	EMA	RIB	RUMP	RBY	IMF
EBV	+1.3			+4.3	+29	+62	+81	+77	+9	+0.5		+43	+2.8	0.0	-0.3	+0.4	+0.6
ACC	39%			77%	69%	70%	66%	56%	44%	74%		58%	50%	58%	59%	50%	45%

X3 has produced some excellent progeny for us. We feel his genetics are very reliable, and this young bull is no exception.









Lot 41

BARWIDGEE 07460

ID: VKD 07 460


Sire **HYLINE RIGHT TIME 338**
BARWIDGEE 05146
BARWIDGEE 97431

Dam **KAPP DESIGNER**
BARWIDGEE 04398
BARWIDGEE 00220

Stature 25
 Capacity  32 
 Body Lth 28
 Muscle 37
 Claw Set  24 
 Feet Ang  25 
 Rear Leg  25 

Born: 9/09/2007
 Birth Wt: 48 kg
 Scotl Circ

\$ INDEX VALUES			
LF	GF	SF	T
92	74	62	73

	CALVING EASE				GROWTH And MATERNAL					FERTILITY		CARCASE					
	DIR	DTRS	GL	BW	G200	G400	G600	MWT	MILK	SS	DC	CWT	EMA	RIB	RUMP	RBY	IMF
EBV	-4.7	0.0	-0.4	+8.0	+41	+81	+108	+102	+11	+2.4		+52	+2.9	+0.9	+0.2	-0.2	+1.1
ACC	41%	35%	52%	77%	69%	70%	66%	57%	45%	73%		59%	51%	58%	60%	51%	46%

WITHDRAWN









Lot 42

BARWIDGEE 07314

ID: VKD 07 314


Sire **SAF FOCUS OF ER**
BALDRIDGE NEBRASKA 901
BALDRIDGE FLOSSIE 367

Dam **BARWIDGEE 94143**
BARWIDGEE 96390
BARWIDGEE 93211

Stature 25
 Capacity  30 
 Body Lth 28
 Muscle 36
 Claw Set  22 
 Feet Ang  26 
 Rear Leg  24 

Born: 2/09/2007
 Birth Wt: 36 kg
 Scotl Circ 42 cm

\$ INDEX VALUES			
LF	GF	SF	T
75	61	54	49

	CALVING EASE				GROWTH And MATERNAL					FERTILITY		CARCASE					
	DIR	DTRS	GL	BW	G200	G400	G600	MWT	MILK	SS	DC	CWT	EMA	RIB	RUMP	RBY	IMF
EBV	+3.4	+2.2	-2.8	+0.8	+28	+57	+73	+57	+12	+1.5	-3.5	+43	+2.1	+1.5	+1.0	-0.4	+0.8
ACC	53%	45%	68%	79%	74%	74%	71%	66%	60%	77%	43%	65%	58%	62%	63%	56%	53%

Low birthweight, high calving ease son of the outcross sire Nebraska. Ideal for use on heifers









Lot 43

BARWIDGEE 07520

ID: VKD 07 520


Sire **HYLINE RIGHT TIME 338**
BARWIDGEE 05146
BARWIDGEE 97431

Dam **PERRY POWER DESIGN 715**
BARWIDGEE 04236
BARWIDGEE 00340

Stature 25
 Capacity  31 
 Body Lth 28
 Muscle 38
 Claw Set  23 
 Feet Ang  25 
 Rear Leg  25 

Born: 14/09/2007
 Birth Wt: 40 kg
 Scotl Circ 41 cm

\$ INDEX VALUES			
LF	GF	SF	T
85	70	61	65

	CALVING EASE				GROWTH And MATERNAL					FERTILITY		CARCASE					
	DIR	DTRS	GL	BW	G200	G400	G600	MWT	MILK	SS	DC	CWT	EMA	RIB	RUMP	RBY	IMF
EBV	+0.7	-4.0	-3.9	+4.4	+36	+73	+94	+88	+11	+1.9		+50	+2.9	+0.5	0.0	-0.1	+1.0
ACC	42%	37%	53%	77%	70%	70%	66%	57%	45%	73%		59%	52%	58%	60%	52%	47%

Right Time grandson with a lot of muscle and growth. A bull with good eye appeal.









Lot 44

BARWIDGEE 07486

ID: VKD 07 486


Sire **PERRY POWER DESIGN 715**
BARWIDGEE 04225
BARWIDGEE 02110

Dam **KAPP DESIGNER**
BARWIDGEE 02166
BARWIDGEE 97171

Stature 22
 Capacity  30 
 Body Lth 25
 Muscle 38
 Claw Set  24 
 Feet Ang  25 
 Rear Leg  25 

Born: 11/09/2007
 Birth Wt: 43 kg
 Scotl Circ 43 cm

\$ INDEX VALUES			
LF	GF	SF	T
72	67	58	59

	CALVING EASE				GROWTH And MATERNAL					FERTILITY		CARCASE					
	DIR	DTRS	GL	BW	G200	G400	G600	MWT	MILK	SS	DC	CWT	EMA	RIB	RUMP	RBY	IMF
EBV	+0.6	-0.7	-1.8	+4.8	+36	+63	+82	+72	+13	+1.8	-2.2	+43	+2.6	-0.5	-0.8	+0.7	+0.3
ACC	44%	38%	54%	79%	71%	72%	68%	61%	49%	76%	38%	61%	54%	60%	61%	53%	49%

Moderate framed young sire with excellent muscle and structure.









Lot 45

BARWIDGEE 07462

ID: VKD 07 462


Sire PERRY POWER DESIGN 715
 BARWIDGEE 05310
 BARWIDGEE 00426

Dam BARWIDGEE 01154
 BARWIDGEE 04414
 BARWIDGEE 02294

Stature 23
 Capacity  30 
 Body Lth 26
 Muscle 37
 Claw Set  23 
 Feet Ang  21 
 Rear Leg  28 

Born: 9/09/2007
 Birth Wt: 44 kg
 Scotl Circ 44 cm

\$ INDEX VALUES			
LF	GF	SF	T
63	58	51	55

	CALVING EASE				GROWTH And MATERNAL					FERTILITY		CARCASE					
	DIR	DTRS	GL	BW	G200	G400	G600	MWT	MILK	SS	DC	CWT	EMA	RIB	RUMP	RBY	IMF
EBV	+0.3			+5.1	+33	+64	+83	+86	+10	+1.3		+40	+0.7	-0.1	-0.8	+0.1	+0.4
ACC	39%			77%	69%	70%	66%	56%	44%	74%		59%	51%	58%	60%	50%	46%

Perry Power Design has bred very well for us. This bull offers good outcross genetics









Lot 46

BARWIDGEE 07198

ID: VKD 07 198


Sire PERRY POWER DESIGN 715
 BARWIDGEE 05310
 BARWIDGEE 00426

Dam BARWIDGEE 01154
 BARWIDGEE 04550
 BARWIDGEE 02416

Stature 24
 Capacity  28 
 Body Lth 27
 Muscle 35
 Claw Set  23 
 Feet Ang  25 
 Rear Leg  25 

Born: 30/08/2007
 Birth Wt: 36 kg
 Scotl Circ 39 cm

\$ INDEX VALUES			
LF	GF	SF	T
75	60	54	57

	CALVING EASE				GROWTH And MATERNAL					FERTILITY		CARCASE					
	DIR	DTRS	GL	BW	G200	G400	G600	MWT	MILK	SS	DC	CWT	EMA	RIB	RUMP	RBY	IMF
EBV	+2.1			+3.0	+31	+60	+77	+69	+12	-1.0		+45	+3.3	0.0	+0.3	+0.4	+0.8
ACC	39%			77%	69%	70%	65%	56%	44%	74%		58%	50%	57%	59%	50%	45%

Same outcross as 07462. This bull has low birthweight and good calving ease. Ideal for use on heifers.









Lot 47

BARWIDGEE 07148

ID: VKD 07 148


Sire ARDROSSAN DIRECTION X3
 BARWIDGEE 05350
 BARWIDGEE 98284

Dam BARWIDGEE 01154
 BARWIDGEE 01423
 BARWIDGEE 96162

Stature 22
 Capacity  28 
 Body Lth 25
 Muscle 37
 Claw Set  21 
 Feet Ang  23 
 Rear Leg  26 

Born: 28/08/2007
 Birth Wt: 43 kg
 Scotl Circ 44 cm

\$ INDEX VALUES			
LF	GF	SF	T
75	59	55	55

	CALVING EASE				GROWTH And MATERNAL					FERTILITY		CARCASE					
	DIR	DTRS	GL	BW	G200	G400	G600	MWT	MILK	SS	DC	CWT	EMA	RIB	RUMP	RBY	IMF
EBV	-2.9			+4.8	+34	+63	+76	+57	+10	+1.8		+45	+3.3	-0.1	+0.2	+0.3	+0.9
ACC	39%			76%	67%	69%	64%	57%	45%	74%		57%	49%	55%	57%	49%	43%

Moderate framed thick young bull









Lot 48

BARWIDGEE 07556

ID: VKD 07 556


Sire PERRY POWER DESIGN 715
 BARWIDGEE 05310
 BARWIDGEE 00426

Dam BARWIDGEE 02125
 BARWIDGEE 04202
 BARWIDGEE 02308

Stature 21
 Capacity  32 
 Body Lth 24
 Muscle 38
 Claw Set  23 
 Feet Ang  25 
 Rear Leg  25 

Born: 17/09/2007
 Birth Wt: 33 kg
 Scotl Circ 40 cm

\$ INDEX VALUES			
LF	GF	SF	T
62	56	52	50

	CALVING EASE				GROWTH And MATERNAL					FERTILITY		CARCASE					
	DIR	DTRS	GL	BW	G200	G400	G600	MWT	MILK	SS	DC	CWT	EMA	RIB	RUMP	RBY	IMF
EBV	+2.8		-3.6	+1.3	+26	+57	+70	+63	+11	-0.3		+43	+2.5	-0.8	-0.9	+0.6	+0.3
ACC	40%		50%	77%	69%	70%	66%	57%	45%	74%		59%	51%	58%	60%	51%	46%

Very low birthweight high calving ease bull









Lot 49

BARWIDGEE 07224

ID: VKD 07 224


Sire SITZ ALLIANCE 6595
K C F BENNETT TOTAL
EXT OF CONANGA 6790

Dam BARWIDGEE 02191
BARWIDGEE 05203
BARWIDGEE 03325

Stature 23
Capacity  33 
Body Lth 26
Muscle 40
Claw Set  24 
Feet Ang  25 
Rear Leg  25 

Born: 31/08/2007
Birth Wt: 32 kg
Scotal Circ 41 cm

\$ INDEX VALUES			
LF	GF	SF	T
83	68	62	58

	CALVING EASE				GROWTH And MATERNAL					FERTILITY		CARCASS					
	DIR	DTRS	GL	BW	G200	G400	G600	MWT	MILK	SS	DC	CWT	EMA	RIB	RUMP	RBY	IMF
EBV	+3.1	+1.3	-3.4	+1.7	+34	+65	+81	+62	+14	+0.4		+53	+3.5	+0.4	+0.7	0.0	+0.8
ACC	45%	35%	65%	78%	67%	69%	65%	55%	46%	66%		56%	50%	56%	57%	49%	47%

2YO heifers first calf this bull really bends the growth curve. Outstanding calving ease. Ideal for use over heifers









Lot 50

BARWIDGEE 07264

ID: VKD 07 264


Sire BON VIEW NEW DESIGN 1407
BARWIDGEE 04161
BARWIDGEE 02128

Dam BARWIDGEE 03210
BARWIDGEE 05487
BARWIDGEE 02446

Stature 23
Capacity  31 
Body Lth 25
Muscle 35
Claw Set  22 
Feet Ang  23 
Rear Leg  27 

Born: 1/09/2007
Birth Wt: 31 kg
Scotal Circ 40 cm

\$ INDEX VALUES			
LF	GF	SF	T
89	67	55	57

	CALVING EASE				GROWTH And MATERNAL					FERTILITY		CARCASS					
	DIR	DTRS	GL	BW	G200	G400	G600	MWT	MILK	SS	DC	CWT	EMA	RIB	RUMP	RBY	IMF
EBV	+3.8	+1.4		+1.5	+23	+50	+71	+57	+13	-0.1		+42	+5.2	+0.5	+0.2	+0.6	+1.3
ACC	42%	35%		77%	69%	69%	65%	55%	42%	71%		57%	49%	56%	58%	49%	44%

Top 5% calving ease & EMA. A moderate framed 2yo heifers first calf that also has good \$ index values









Lot 51

BARWIDGEE 07540

ID: VKD 07 540


Sire BON VIEW NEW DESIGN 1407
BARWIDGEE 04161
BARWIDGEE 02128

Dam BARWIDGEE 03272
BARWIDGEE 05455
BARWIDGEE 01211

Stature 23
Capacity  31 
Body Lth 26
Muscle 35
Claw Set  23 
Feet Ang  26 
Rear Leg  23 

Born: 15/09/2007
Birth Wt: 30 kg
Scotal Circ 40 cm

\$ INDEX VALUES			
LF	GF	SF	T
95	72	63	59

	CALVING EASE				GROWTH And MATERNAL					FERTILITY		CARCASS					
	DIR	DTRS	GL	BW	G200	G400	G600	MWT	MILK	SS	DC	CWT	EMA	RIB	RUMP	RBY	IMF
EBV	+4.3	+2.2		+1.1	+30	+61	+80	+63	+15	+1.1		+50	+4.0	-0.3	-0.5	+0.4	+1.4
ACC	42%	36%		77%	69%	69%	64%	55%	42%	71%		57%	49%	56%	58%	49%	44%

Another moderate framed extreme calving ease bull. 2yo heifers first calf. High \$ indexes and great carcass









Lot 52

BARWIDGEE 07586

ID: VKD 07 586


Sire HYLIN RIGHT TIME 338
BARWIDGEE 05186
BARWIDGEE 96390

Dam BARWIDGEE 02125
BARWIDGEE 05287
BARWIDGEE 03159

Stature 22
Capacity  32 
Body Lth 25
Muscle 41
Claw Set  24 
Feet Ang  22 
Rear Leg  25 

Born: 20/09/2007
Birth Wt: 39 kg
Scotal Circ 40 cm

\$ INDEX VALUES			
LF	GF	SF	T
90	80	70	70

	CALVING EASE				GROWTH And MATERNAL					FERTILITY		CARCASS					
	DIR	DTRS	GL	BW	G200	G400	G600	MWT	MILK	SS	DC	CWT	EMA	RIB	RUMP	RBY	IMF
EBV	+1.1			+3.6	+37	+73	+95		+15	+2.1		+55	+4.6	-0.1	-0.2	+0.7	+0.5
ACC	40%			76%	67%	68%	63%		43%	72%		56%	49%	55%	57%	48%	43%

586 really bends the growth curve, as well as high EMA he is a very high \$ index bull, especially in the Grass fed index









Lot 53

BARWIDGEE 07334

ID: VKD 07 334


Sire PERRY POWER DESIGN 715
 BARWIDGEE 05310
 BARWIDGEE 00426

Dam BARWIDGEE 01216
 BARWIDGEE 04286
 BARWIDGEE 01187

Stature 22
 Capacity  32 
 Body Lth 25
 Muscle 42
 Claw Set  24 
 Feet Ang  24 
 Rear Leg  26 

Born: 4/09/2007
 Birth Wt: 45 kg
 Scotl Circ 40 cm

\$ INDEX VALUES			
LF	GF	SF	T
70	57	49	56

	CALVING EASE				GROWTH And MATERNAL					FERTILITY		CARCASE					
	DIR	DTRS	GL	BW	G200	G400	G600	MWT	MILK	SS	DC	CWT	EMA	RIB	RUMP	RBY	IMF
EBV	-1.0	-3.4	-1.7	+5.4	+36	+65	+86	+84	+12	+0.9		+42	+1.1	+0.2	+0.2	-0.4	+0.8
ACC	41%	35%	50%	77%	69%	70%	66%	57%	46%	74%		59%	51%	59%	60%	51%	47%

Moderate framed Power Design grandson with great thickness and muscle









Lot 54

BARWIDGEE 07404

ID: VKD 07 404


Sire SITZ TRAVELER 8180
 SITZ ALLIANCE 6595
 SITZ BARBARAMERE JET 2698

Dam BARWIDGEE 01216
 BARWIDGEE 03527
 BARWIDGEE 01161

Stature 20
 Capacity  30 
 Body Lth 32
 Muscle 37
 Claw Set  24 
 Feet Ang  25 
 Rear Leg  25 

Born: 7/09/2007
 Birth Wt: 41 kg
 Scotl Circ 43 cm

\$ INDEX VALUES			
LF	GF	SF	T
73	60	55	53

	CALVING EASE				GROWTH And MATERNAL					FERTILITY		CARCASE					
	DIR	DTRS	GL	BW	G200	G400	G600	MWT	MILK	SS	DC	CWT	EMA	RIB	RUMP	RBY	IMF
EBV	-0.7	+0.1	-0.6	+4.3	+36	+62	+77	+57	+15	+1.9	-2.3	+44	+1.9	+0.8	+0.9	-0.2	+0.7
ACC	51%	45%	67%	78%	73%	73%	69%	64%	59%	75%	45%	63%	58%	63%	64%	57%	54%

Well put together Sitz Alliance son. Ideal for the self replacing herd.









Lot 55

BARWIDGEE 07386

ID: VKD 07 386


Sire BON VIEW NEW DESIGN 1407
 BARWIDGEE 04161
 BARWIDGEE 02128

Dam BARWIDGEE 03164
 BARWIDGEE 05323
 BARWIDGEE 03211

Stature
 Capacity  
 Body Lth
 Muscle
 Claw Set  
 Feet Ang  
 Rear Leg  

Born: 6/09/2007
 Birth Wt: 27 kg
 Scotl Circ 38 cm

\$ INDEX VALUES			
LF	GF	SF	T
92	66	57	56

	CALVING EASE				GROWTH And MATERNAL					FERTILITY		CARCASE					
	DIR	DTRS	GL	BW	G200	G400	G600	MWT	MILK	SS	DC	CWT	EMA	RIB	RUMP	RBY	IMF
EBV	+5.6	+1.2		-0.8	+24	+50	+68	+41	+15	-1.5		+48	+5.7	0.0	-0.7	+0.9	+1.4
ACC	43%	36%		78%	69%	69%	65%	55%	43%	72%		57%	50%	56%	58%	50%	45%

Top 1% calving ease. A 2yo heifers first calf. Also top 5% EMA. Ideal for heifers









Lot 56

BARWIDGEE 07376

ID: VKD 07 376


Sire B/R NEW DESIGN 036
 BON VIEW NEW DESIGN 1407
 BON VIEW PRIDE 664

Dam BARWIDGEE 01216
 BARWIDGEE 05507
 BARWIDGEE 95437

Stature
 Capacity  
 Body Lth
 Muscle
 Claw Set  
 Feet Ang  
 Rear Leg  

Born: 6/09/2007
 Birth Wt: 38 kg
 Scotl Circ 42 cm

\$ INDEX VALUES			
LF	GF	SF	T
107	82	67	69

	CALVING EASE				GROWTH And MATERNAL					FERTILITY		CARCASE					
	DIR	DTRS	GL	BW	G200	G400	G600	MWT	MILK	SS	DC	CWT	EMA	RIB	RUMP	RBY	IMF
EBV	+2.5	+1.8	-1.3	+3.7	+32	+65	+90	+70	+13	+2.4	-3.2	+48	+5.3	+0.5	+0.5	+0.5	+1.4
ACC	55%	51%	66%	78%	73%	73%	69%	63%	59%	75%	50%	64%	60%	63%	64%	59%	57%

As always the 1407 progeny have great EBV's and this young bull is no exception. First calf from a 2yo heifer. Ideal for use over heifers.








Lot 57

BARWIDGEE 07284

ID: VKD 07 284


Sire **ARDROSSAN DIRECTION X3**
 BARWIDGEE 05350
 BARWIDGEE 98284

Dam **BARWIDGEE 93230**
 BARWIDGEE 95307
 BARWIDGEE 92150

Stature 
 Capacity 
 Body Lth 
 Muscle 
 Claw Set 
 Feet Ang 
 Rear Leg 

Born: 2/09/2007
 Birth Wt: 44 kg
 Scotl Circ 42 cm

\$ INDEX VALUES			
LF	GF	SF	T
65	55	49	55

	CALVING EASE				GROWTH And MATERNAL					FERTILITY		CARCASE					
	DIR	DTRS	GL	BW	G200	G400	G600	MWT	MILK	SS	DC	CWT	EMA	RIB	RUMP	RBY	IMF
EBV	-2.2		-1.1	+5.8	+33	+64	+82	+81	+8	+1.1		+44	+1.3	-0.5	-0.3	+0.1	+0.6
ACC	41%		51%	76%	69%	70%	65%	58%	50%	74%		59%	50%	55%	57%	49%	43%

Out of a good old Barwidgee cow. Reliable predictable genetics.








Lot 58

BARWIDGEE 07290

ID: VKD 07 290


Sire **HYLINE RIGHT TIME 338**
 K C F BENNETT PERFORMER
 KFC MISS 589 L182

Dam **BARWIDGEE 99224**
 BARWIDGEE 01491
 BARWIDGEE 97475

Stature 
 Capacity 
 Body Lth 
 Muscle 
 Claw Set 
 Feet Ang 
 Rear Leg 

Born: 2/09/2007
 Birth Wt: 43 kg
 Scotl Circ 42 cm

\$ INDEX VALUES			
LF	GF	SF	T
86	74	64	69

	CALVING EASE				GROWTH And MATERNAL					FERTILITY		CARCASE					
	DIR	DTRS	GL	BW	G200	G400	G600	MWT	MILK	SS	DC	CWT	EMA	RIB	RUMP	RBY	IMF
EBV	-2.6		-2.1	+5.3	+35	+70	+91	+84	+13	+2.9		+48	+5.1	+1.3	+0.4	+0.7	+0.8
ACC	41%		67%	78%	73%	72%	68%	60%	49%	74%		60%	53%	59%	60%	51%	48%

These Bennett Performers really have some muscle and shape. 290 is no exception. Top 5% EMA & SS. A very appealing young bull.








Lot 59

BARWIDGEE 07110

ID: VKD 07 110


Sire **BON VIEW NEW DESIGN 1407**
 BARWIDGEE 04161
 BARWIDGEE 02128

Dam **PRAIRIEDGE MARBULL DESIGN**
 BARWIDGEE 05161
 BARWIDGEE 99521

Stature 
 Capacity 
 Body Lth 
 Muscle 
 Claw Set 
 Feet Ang 
 Rear Leg 

Born: 24/08/2007
 Birth Wt: 32 kg
 Scotl Circ 38 cm

\$ INDEX VALUES			
LF	GF	SF	T
89	61	57	50

	CALVING EASE				GROWTH And MATERNAL					FERTILITY		CARCASE					
	DIR	DTRS	GL	BW	G200	G400	G600	MWT	MILK	SS	DC	CWT	EMA	RIB	RUMP	RBY	IMF
EBV	+4.1	+1.6	-2.7	+1.4	+34	+59	+75	+52	+17	-0.8	-2.9	+46	+1.5	+0.1	+0.3	-0.5	+1.6
ACC	44%	38%	53%	77%	70%	70%	65%	56%	45%	72%	35%	58%	51%	57%	58%	50%	46%

Outstanding calving ease sire. Curve bending growth. Top 5% milk. Ideal for use over heifers.








Lot 60

BARWIDGEE 07146

ID: VKD 07 146


Sire **PERRY POWER DESIGN 715**
 BARWIDGEE 04225
 BARWIDGEE 02110

Dam **BARWIDGEE 00171**
 BARWIDGEE 02210
 BARWIDGEE 00348

Stature 
 Capacity 
 Body Lth 
 Muscle 
 Claw Set 
 Feet Ang 
 Rear Leg 

Born: 28/08/2007
 Birth Wt: 35 kg
 Scotl Circ 39 cm

\$ INDEX VALUES			
LF	GF	SF	T
65	62	56	54






	CALVING EASE				GROWTH And MATERNAL					FERTILITY		CARCASE					
	DIR	DTRS	GL	BW	G200	G400	G600	MWT	MILK	SS	DC	CWT	EMA	RIB	RUMP	RBY	IMF
EBV	+3.0		-2.7	+2.2	+27	+56	+69	+60	+11	+1.1		+42	+4.4	+0.4	+0.1	+0.9	+0.2
ACC	41%		51%	78%	70%	71%	67%	59%	47%	75%		59%	51%	58%	60%	50%	46%

Great calving ease bull with high EMA. Ideal for use over heifers.

Lot 61**BARWIDGEE 07454****ID: VKD 07 454**


PERRY POWER DESIGN 715
 Sire BARWIDGEE 05310
 BARWIDGEE 00426

BARWIDGEE 01216
 Dam BARWIDGEE 04498
 BARWIDGEE 02484

Stature 
 Capacity 
 Body Lth
 Muscle
 Claw Set 
 Feet Ang 
 Rear Leg 

Born: 9/09/2007
 Birth Wt: 40 kg
 Scotl Circ 42 cm

\$ INDEX VALUES			
LF	GF	SF	T
64	57	52	57






	CALVING EASE				GROWTH And MATERNAL					FERTILITY		CARCASE					
	DIR	DTRS	GL	BW	G200	G400	G600	MWT	MILK	SS	DC	CWT	EMA	RIB	RUMP	RBY	IMF
EBV	-0.1	-3.0		+5.2	+35	+66	+84	+81	+11	+0.4		+44	+1.8	+0.1	+0.1	0.0	+0.3
ACC	40%	35%		77%	69%	70%	66%	56%	45%	74%		59%	51%	58%	60%	51%	46%

P715 has bred consistently well at Barwidgee, and this grandson is no exception. Reliable easy doing genetics.

Lot 62**BARWIDGEE 07458****ID: VKD 07 458**


HYLINE RIGHT TIME 338
 Sire BARWIDGEE 05224
 BARWIDGEE 99433

BARWIDGEE 02215
 Dam BARWIDGEE 04388
 BARWIDGEE 02188

Stature 
 Capacity 
 Body Lth
 Muscle
 Claw Set 
 Feet Ang 
 Rear Leg 

Born: 9/09/2007
 Birth Wt: 42 kg
 Scotl Circ 40 cm

\$ INDEX VALUES			
LF	GF	SF	T
78	72	63	65






	CALVING EASE				GROWTH And MATERNAL					FERTILITY		CARCASE					
	DIR	DTRS	GL	BW	G200	G400	G600	MWT	MILK	SS	DC	CWT	EMA	RIB	RUMP	RBY	IMF
EBV	-1.0			+4.5	+32	+68	+87	+79	+15	+2.2		+48	+4.3	-0.1	-0.1	+0.8	+0.5
ACC	39%			78%	69%	70%	65%	55%	42%	73%		58%	50%	57%	59%	50%	45%

This 338 grandson has well balanced EBV's and very good structure.

Lot 63**BARWIDGEE 07370****ID: VKD 07 370**


SITZ TRAVELER 8180
 Sire SITZ ALLIANCE 6595
 SITZ BARBARAMERE JET 2698

KAPP DESIGNER
 Dam BARWIDGEE 02138
 BARWIDGEE 97219

Stature 
 Capacity 
 Body Lth
 Muscle
 Claw Set 
 Feet Ang 
 Rear Leg 

Born: 6/09/2007
 Birth Wt: 43 kg
 Scotl Circ 41 cm

\$ INDEX VALUES			
LF	GF	SF	T
79	69	64	60

	CALVING EASE				GROWTH And MATERNAL					FERTILITY		CARCASE					
	DIR	DTRS	GL	BW	G200	G400	G600	MWT	MILK	SS	DC	CWT	EMA	RIB	RUMP	RBY	IMF
EBV	-0.7	+0.5	+0.2	+4.9	+38	+70	+87	+63	+16	+2.1	-3.6	+48	+2.2	+0.7	+0.2	+0.2	+0.4
ACC	52%	46%	68%	78%	73%	73%	70%	64%	60%	75%	47%	64%	59%	63%	64%	58%	55%

Positive fat Sitz Alliance son.