





## Lot 1

## BARWIDGEE 08631

ID: VKD 08 631


Sire TEHAMA SCHWARZNEGER N600  
BARWIDGEE 06293  
BARWIDGEE 01447

Dam KAPP DESIGNER  
BARWIDGEE 06140  
BARWIDGEE 00352

Stature 30  
Capacity  33  
Body Lth 33  
Muscle 37  
Claw Set  22  
Feet Ang  24  
Rear Leg  26

Born: 23/09/2008  
Birth Wt: 43 kg  
Scotal Circ 37 cm

| \$ INDEX VALUES |    |    |    |
|-----------------|----|----|----|
| LF              | GF | SF | T  |
| 93              | 79 | 71 | 78 |

|  | CALVING EASE |      |    |      | GROWTH And MATERNAL |      |      |     |      | FERTILITY |    | CARCASE |      |      |      |      |      |
|---|--------------|------|----|------|---------------------|------|------|-----|------|-----------|----|---------|------|------|------|------|------|
|   | DIR          | DTRS | GL | BW   | G200                | G400 | G600 | MWT | MILK | SS        | DC | CWT     | EMA  | RIB  | RUMP | RBY  | IMF  |
| EBV   | -3.8         |      |    | +7.2 | +45                 | +89  | +112 |     | +14  | +1.2      |    | +63     | +3.1 | -0.7 | -0.8 | +0.4 | +1.1 |
| ACC   | 40%          |      |    | 76%  | 67%                 | 67%  | 62%  |     | 43%  | 72%       |    | 55%     | 47%  | 51%  | 53%  | 46%  | 40%  |

Impressive young sire, top 5% growth. Great eye appeal and interesting outcross genetics





## Lot 2

## BARWIDGEE 08145

ID: VKD 08 145


Sire BALDRIDGE NEBRASKA 901  
BARWIDGEE 06277  
BARWIDGEE 04246

Dam PRAIRIEDGE MARBULL DESIGN  
BARWIDGEE 05277  
BARWIDGEE 99319

Stature 28  
Capacity  32  
Body Lth 31  
Muscle 38  
Claw Set  23  
Feet Ang  25  
Rear Leg  25

Born: 19/08/2008  
Birth Wt: 41 kg  
Scotal Circ 38 cm

| \$ INDEX VALUES |    |    |    |
|-----------------|----|----|----|
| LF              | GF | SF | T  |
| 97              | 74 | 70 | 69 |

|  | CALVING EASE |      |      |      | GROWTH And MATERNAL |      |      |     |      | FERTILITY |    | CARCASE |      |      |      |      |      |
|---|--------------|------|------|------|---------------------|------|------|-----|------|-----------|----|---------|------|------|------|------|------|
|   | DIR          | DTRS | GL   | BW   | G200                | G400 | G600 | MWT | MILK | SS        | DC | CWT     | EMA  | RIB  | RUMP | RBY  | IMF  |
| EBV   | -1.8         |      | -2.0 | +5.6 | +48                 | +88  | +107 | +97 | +15  | +0.2      |    | +60     | +1.0 | +0.3 | -0.1 | -0.6 | +1.5 |
| ACC   | 41%          |      | 53%  | 77%  | 69%                 | 68%  | 64%  | 55% | 45%  | 71%       |    | 56%     | 48%  | 54%  | 55%  | 47%  | 43%  |

This young sire really is the complete package. Moderate birth weight, excellent growth and outcross genetics





## Lot 3

## BARWIDGEE 08455

ID: VKD 08 455


Sire BARWIDGEE 04163  
BARWIDGEE 06203  
BARWIDGEE 04214

Dam BALDRIDGE NEBRASKA 901  
BARWIDGEE 06162  
BARWIDGEE 04284

Stature 27  
Capacity  32  
Body Lth 32  
Muscle 38  
Claw Set  22  
Feet Ang  27  
Rear Leg  23

Born: 5/09/2008  
Birth Wt: 34 kg  
Scotal Circ 37 cm

| \$ INDEX VALUES |    |    |    |
|-----------------|----|----|----|
| LF              | GF | SF | T  |
| 92              | 68 | 57 | 57 |

|  | CALVING EASE |      |      |      | GROWTH And MATERNAL |      |      |     |      | FERTILITY |    | CARCASE |      |      |      |      |      |
|---|--------------|------|------|------|---------------------|------|------|-----|------|-----------|----|---------|------|------|------|------|------|
|   | DIR          | DTRS | GL   | BW   | G200                | G400 | G600 | MWT | MILK | SS        | DC | CWT     | EMA  | RIB  | RUMP | RBY  | IMF  |
| EBV   | +1.7         |      | -2.5 | +2.8 | +33                 | +60  | +82  |     | +15  | +0.7      |    | +46     | +2.9 | +1.0 | +0.3 | -0.3 | +1.5 |
| ACC   | 40%          |      | 50%  | 77%  | 70%                 | 69%  | 64%  |     | 42%  | 72%       |    | 56%     | 48%  | 54%  | 56%  | 47%  | 42%  |

Impressive low birthweight sire with plenty of growth. Ideal for use over heifers.





## Lot 4

## BARWIDGEE 08485

ID: VKD 08 485


Sire BALDRIDGE NEBRASKA 901  
BARWIDGEE 06277  
BARWIDGEE 04246

Dam KAPP DESIGNER  
BARWIDGEE 05371  
BARWIDGEE 98176

Stature 30  
Capacity  32  
Body Lth 33  
Muscle 38  
Claw Set  22  
Feet Ang  26  
Rear Leg  24

Born: 8/09/2008  
Birth Wt: 50 kg  
Scotal Circ 38 cm

| \$ INDEX VALUES |    |    |    |
|-----------------|----|----|----|
| LF              | GF | SF | T  |
| 79              | 65 | 56 | 59 |









|  | CALVING EASE |      |      |      | GROWTH And MATERNAL |      |      |     |      | FERTILITY |      | CARCASE |      |      |      |      |      |
|---|--------------|------|------|------|---------------------|------|------|-----|------|-----------|------|---------|------|------|------|------|------|
|   | DIR          | DTRS | GL   | BW   | G200                | G400 | G600 | MWT | MILK | SS        | DC   | CWT     | EMA  | RIB  | RUMP | RBY  | IMF  |
| EBV   | -1.0         | +1.5 | -1.1 | +5.5 | +41                 | +70  | +93  |     | +13  | +1.0      | -3.3 | +46     | +0.3 | +0.3 | +0.6 | -0.6 | +0.9 |
| ACC   | 41%          | 36%  | 50%  | 65%  | 68%                 | 67%  | 61%  |     | 45%  | 71%       | 35%  | 56%     | 49%  | 54%  | 55%  | 48%  | 44%  |

Well put together young bull with plenty of growth

**Lot 5 BARWIDGEE 08399 ID: VKD 08 399**


Sire BARWIDGEE 04225  
BARWIDGEE 06155  
BARWIDGEE 03141

Dam B/R NEW FRONTIER 095  
BARWIDGEE 06216  
BARWIDGEE 97435

Stature 24  
Capacity  32   
Body Lth 27  
Muscle 39  
Claw Set  22   
Feet Ang  25   
Rear Leg  25 

Born: 30/08/2008  
Birth Wt: 33 kg  
Scotal Circ 39 cm

| \$ INDEX VALUES |    |    |    |
|-----------------|----|----|----|
| LF              | GF | SF | T  |
| 94              | 71 | 64 | 59 |









|  | CALVING EASE |      |    |      | GROWTH And MATERNAL |      |      |     |      | FERTILITY |    | CARCASE |      |      |      |      |      |
|---|--------------|------|----|------|---------------------|------|------|-----|------|-----------|----|---------|------|------|------|------|------|
|   | DIR          | DTRS | GL | BW   | G200                | G400 | G600 | MWT | MILK | SS        | DC | CWT     | EMA  | RIB  | RUMP | RBY  | IMF  |
| EBV   | +2.9         |      |    | +3.0 | +28                 | +60  | +73  |     | +9   | +2.3      |    | +44     | +5.2 | +0.7 | +0.4 | +0.7 | +1.6 |
| ACC   | 40%          |      |    | 77%  | 68%                 | 68%  | 63%  |     | 43%  | 72%       |    | 56%     | 49%  | 54%  | 56%  | 48%  | 43%  |

Super, thick young bull with excellent muscle, low birthweight, suitable for heifers.

**Lot 6 BARWIDGEE 08499 ID: VKD 08 499**


Sire BON VIEW NEW DESIGN 1407  
BARWIDGEE 04161  
BARWIDGEE 02128

Dam BARWIDGEE 04147  
BARWIDGEE 06458  
BARWIDGEE 02514

Stature 21  
Capacity  33   
Body Lth 29  
Muscle 37  
Claw Set  22   
Feet Ang  24   
Rear Leg  26 

Born: 8/09/2008  
Birth Wt: 32 kg  
Scotal Circ 39 cm

| \$ INDEX VALUES |    |    |    |
|-----------------|----|----|----|
| LF              | GF | SF | T  |
| 94              | 68 | 57 | 57 |









|  | CALVING EASE |      |    |      | GROWTH And MATERNAL |      |      |     |      | FERTILITY |      | CARCASE |      |      |      |      |      |
|---|--------------|------|----|------|---------------------|------|------|-----|------|-----------|------|---------|------|------|------|------|------|
|   | DIR          | DTRS | GL | BW   | G200                | G400 | G600 | MWT | MILK | SS        | DC   | CWT     | EMA  | RIB  | RUMP | RBY  | IMF  |
| EBV   | +3.5         | +1.0 |    | +3.0 | +33                 | +58  | +81  | +69 | +17  | +0.8      | -3.1 | +42     | +2.7 | +0.6 | +0.2 | -0.2 | +1.6 |
| ACC   | 42%          | 36%  |    | 77%  | 69%                 | 70%  | 65%  | 55% | 46%  | 74%       | 35%  | 58%     | 51%  | 57%  | 58%  | 50%  | 45%  |

First calf from a 2yo heifer, this stylish young bull has a low birthweight and good growth and is ideal for use over heifers

**Lot 7 BARWIDGEE 08243 ID: VKD 08 243**


Sire TEHAMA SCHWARZNEGER N600  
BARWIDGEE 06217  
BARWIDGEE 02158

Dam HYLINE RIGHT TIME 338  
BARWIDGEE 05293  
BARWIDGEE 98256

Stature 26  
Capacity  30   
Body Lth 28  
Muscle 30  
Claw Set  20   
Feet Ang  29   
Rear Leg  21 

Born: 24/08/2008  
Birth Wt: 41 kg  
Scotal Circ 43 cm

| \$ INDEX VALUES |    |    |    |
|-----------------|----|----|----|
| LF              | GF | SF | T  |
| 94              | 81 | 68 | 74 |









|  | CALVING EASE |      |      |      | GROWTH And MATERNAL |      |      |     |      | FERTILITY |    | CARCASE |      |      |      |      |      |
|---|--------------|------|------|------|---------------------|------|------|-----|------|-----------|----|---------|------|------|------|------|------|
|   | DIR          | DTRS | GL   | BW   | G200                | G400 | G600 | MWT | MILK | SS        | DC | CWT     | EMA  | RIB  | RUMP | RBY  | IMF  |
| EBV   | -0.9         |      | -2.0 | +5.9 | +44                 | +75  | +101 | +89 | +14  | +3.0      |    | +56     | +4.0 | -0.5 | -0.2 | +0.6 | +0.8 |
| ACC   | 40%          |      | 52%  | 77%  | 68%                 | 68%  | 63%  | 55% | 45%  | 71%       |    | 55%     | 48%  | 54%  | 55%  | 47%  | 42%  |

Super, thick young bull with excellent muscle and plenty of growth

**Lot 8 BARWIDGEE 08297 ID: VKD 08 297**


Sire BALDRIDGE NEBRASKA 901  
BARWIDGEE 06277  
BARWIDGEE 04246

Dam BARWIDGEE 03232  
BARWIDGEE 05575  
BARWIDGEE 03303

Stature 23  
Capacity  31   
Body Lth 26  
Muscle 40  
Claw Set  22   
Feet Ang  27   
Rear Leg  24 

Born: 26/08/2008  
Birth Wt: 34 kg  
Scotal Circ 40 cm

| \$ INDEX VALUES |    |    |    |
|-----------------|----|----|----|
| LF              | GF | SF | T  |
| 91              | 71 | 65 | 61 |

|  | CALVING EASE |      |    |      | GROWTH And MATERNAL |      |      |     |      | FERTILITY |    | CARCASE |      |      |      |      |      |
|---|--------------|------|----|------|---------------------|------|------|-----|------|-----------|----|---------|------|------|------|------|------|
|   | DIR          | DTRS | GL | BW   | G200                | G400 | G600 | MWT | MILK | SS        | DC | CWT     | EMA  | RIB  | RUMP | RBY  | IMF  |
| EBV   | +2.3         |      |    | +2.9 | +32                 | +71  | +87  |     | +11  | +2.1      |    | +51     | +3.0 | +0.1 | 0.0  | -0.1 | +1.4 |
| ACC   | 39%          |      |    | 77%  | 69%                 | 68%  | 63%  |     | 43%  | 72%       |    | 55%     | 47%  | 53%  | 55%  | 47%  | 41%  |

Low birthweight and good growth make this bull ideal for use over heifers









## Lot 9

## BARWIDGEE 08517

ID: VKD 08 517


Sire BARWIDGEE 04225  
BARWIDGEE 06155  
BARWIDGEE 03141

Dam BARWIDGEE 04233  
BARWIDGEE 06404  
BARWIDGEE 04530

Stature 24  
Capacity  31   
Body Lth 27  
Muscle 37  
Claw Set  22   
Feet Ang  24   
Rear Leg  26 

Born: 11/09/2008  
Birth Wt: 33 kg  
Scotal Circ 37 cm

| \$ INDEX VALUES |    |    |    |
|-----------------|----|----|----|
| LF              | GF | SF | T  |
| 88              | 67 | 58 | 59 |

|  | CALVING EASE |      |    |             | GROWTH And MATERNAL |            |            |     |      | FERTILITY   |    | CARCASE    |             |             |             |            |             |
|---|--------------|------|----|-------------|---------------------|------------|------------|-----|------|-------------|----|------------|-------------|-------------|-------------|------------|-------------|
|   | DIR          | DTRS | GL | BW          | G200                | G400       | G600       | MWT | MILK | SS          | DC | CWT        | EMA         | RIB         | RUMP        | RBY        | IMF         |
| <b>EBV</b>  | <b>+0.6</b>  |      |    | <b>+4.2</b> | <b>+31</b>          | <b>+59</b> | <b>+76</b> |     |      | <b>+1.5</b> |    | <b>+41</b> | <b>+5.3</b> | <b>+2.3</b> | <b>+2.2</b> | <b>0.0</b> | <b>+1.4</b> |
| ACC   | 36%          |      |    | 76%         | 67%                 | 67%        | 62%        |     |      | 72%         |    | 54%        | 46%         | 52%         | 54%         | 45%        | 39%         |

Top 5% EMA & positive fat. Please note this bull is a NH carrier









## Lot 10

## BARWIDGEE 08577

ID: VKD 08 577


Sire BALDRIDGE NEBRASKA 901  
BARWIDGEE 06277  
BARWIDGEE 04246

Dam BARWIDGEE 03312  
BARWIDGEE 05489  
BARWIDGEE 02426

Stature 21  
Capacity  32   
Body Lth 24  
Muscle 39  
Claw Set  22   
Feet Ang  25   
Rear Leg  25 

Born: 17/09/2008  
Birth Wt: 42 kg  
Scotal Circ 37 cm

| \$ INDEX VALUES |    |    |    |
|-----------------|----|----|----|
| LF              | GF | SF | T  |
| 88              | 71 | 62 | 66 |

|  | CALVING EASE |      |    |             | GROWTH And MATERNAL |            |            |     |            | FERTILITY   |    | CARCASE    |             |             |             |             |             |
|---|--------------|------|----|-------------|---------------------|------------|------------|-----|------------|-------------|----|------------|-------------|-------------|-------------|-------------|-------------|
|   | DIR          | DTRS | GL | BW          | G200                | G400       | G600       | MWT | MILK       | SS          | DC | CWT        | EMA         | RIB         | RUMP        | RBY         | IMF         |
| <b>EBV</b>  | <b>-0.8</b>  |      |    | <b>+6.1</b> | <b>+39</b>          | <b>+75</b> | <b>+96</b> |     | <b>+11</b> | <b>+1.0</b> |    | <b>+48</b> | <b>+2.6</b> | <b>+0.8</b> | <b>+1.0</b> | <b>-0.3</b> | <b>+1.1</b> |
| ACC   | 38%          |      |    | 77%         | 69%                 | 68%        | 63%        |     | 42%        | 72%         |    | 55%        | 47%         | 53%         | 55%         | 46%         | 41%         |

Plenty of growth in this early maturing, moderate framed young bull









## Lot 11

## BARWIDGEE 08601

ID: VKD 08 601


Sire TEHAMA SCHWARZNEGER N600  
BARWIDGEE 06217  
BARWIDGEE 02158

Dam BARWIDGEE 03122  
BARWIDGEE 05419  
BARWIDGEE 02526

Stature 22  
Capacity  32   
Body Lth 27  
Muscle 36  
Claw Set  22   
Feet Ang  26   
Rear Leg  24 

Born: 19/09/2008  
Birth Wt: 46 kg  
Scotal Circ 35 cm

| \$ INDEX VALUES |    |    |    |
|-----------------|----|----|----|
| LF              | GF | SF | T  |
| 90              | 72 | 63 | 69 |

|  | CALVING EASE |      |    |             | GROWTH And MATERNAL |            |            |     |            | FERTILITY   |    | CARCASE    |             |            |             |             |             |
|---|--------------|------|----|-------------|---------------------|------------|------------|-----|------------|-------------|----|------------|-------------|------------|-------------|-------------|-------------|
|   | DIR          | DTRS | GL | BW          | G200                | G400       | G600       | MWT | MILK       | SS          | DC | CWT        | EMA         | RIB        | RUMP        | RBY         | IMF         |
| <b>EBV</b>  | <b>-1.0</b>  |      |    | <b>+6.7</b> | <b>+42</b>          | <b>+71</b> | <b>+93</b> |     | <b>+12</b> | <b>+0.5</b> |    | <b>+51</b> | <b>+4.1</b> | <b>0.0</b> | <b>-0.4</b> | <b>+0.6</b> | <b>+1.1</b> |
| ACC   | 36%          |      |    | 76%         | 67%                 | 67%        | 62%        |     | 41%        | 71%         |    | 54%        | 46%         | 52%        | 54%         | 46%         | 40%         |

Well put together young bull with plenty of growth and good EMA









## Lot 12

## BARWIDGEE 08111

ID: VKD 08 111


Sire BALDRIDGE NEBRASKA 901  
BARWIDGEE 06277  
BARWIDGEE 04246

Dam BARWIDGEE 02125  
BARWIDGEE 05379  
BARWIDGEE 03241

Stature 30  
Capacity  31   
Body Lth 34  
Muscle 37  
Claw Set  23   
Feet Ang  24   
Rear Leg  26 

Born: 14/08/2008  
Birth Wt: 38 kg  
Scotal Circ 41 cm

| \$ INDEX VALUES |    |    |    |
|-----------------|----|----|----|
| LF              | GF | SF | T  |
| 111             | 86 | 79 | 75 |

|  | CALVING EASE |      |             |             | GROWTH And MATERNAL |            |             |     |            | FERTILITY   |    | CARCASE    |             |             |            |             |             |
|---|--------------|------|-------------|-------------|---------------------|------------|-------------|-----|------------|-------------|----|------------|-------------|-------------|------------|-------------|-------------|
|   | DIR          | DTRS | GL          | BW          | G200                | G400       | G600        | MWT | MILK       | SS          | DC | CWT        | EMA         | RIB         | RUMP       | RBY         | IMF         |
| <b>EBV</b>  | <b>+0.5</b>  |      | <b>-3.9</b> | <b>+3.7</b> | <b>+42</b>          | <b>+87</b> | <b>+107</b> |     | <b>+15</b> | <b>+1.1</b> |    | <b>+64</b> | <b>+4.0</b> | <b>+0.4</b> | <b>0.0</b> | <b>-0.1</b> | <b>+1.7</b> |
| ACC   | 40%          |      | 50%         | 77%         | 69%                 | 68%        | 63%         |     | 44%        | 71%         |    | 56%        | 48%         | 54%         | 55%        | 47%         | 42%         |

Fantastic birth to growth spread. A complete genetic package with the structure to go with it. Used in the Barwidgee herd over heifers









**Lot 13**

**BARWIDGEE 08191**


**ID: VKD 08 191**

Sire BARWIDGEE 04163  
 BARWIDGEE 06203  
 BARWIDGEE 04214  
 Born: 21/08/2008  
 Birth Wt: 34 kg  
 Scotol Circ 37 cm

Dam BALDRIDGE NEBRASKA 901  
 BARWIDGEE 06276  
 BARWIDGEE 04216

Stature 30  
 Capacity  32   
 Body Lth 33  
 Muscle 37  
 Claw Set  28   
 Feet Ang  25   
 Rear Leg  25 

| \$ INDEX VALUES |    |    |    |
|-----------------|----|----|----|
| LF              | GF | SF | T  |
| 100             | 75 | 63 | 64 |

|  | CALVING EASE |      |      |      | GROWTH And MATERNAL |      |      |     |      | FERTILITY |    | CARCASE |      |      |      |      |      |
|---|--------------|------|------|------|---------------------|------|------|-----|------|-----------|----|---------|------|------|------|------|------|
|   | DIR          | DTRS | GL   | BW   | G200                | G400 | G600 | MWT | MILK | SS        | DC | CWT     | EMA  | RIB  | RUMP | RBY  | IMF  |
| <b>EBV</b>  | +1.4         |      | -1.8 | +3.3 | +34                 | +67  | +90  |     | +15  | +0.8      |    | +50     | +3.8 | +1.4 | +0.9 | -0.3 | +1.6 |
| ACC   | 41%          |      | 50%  | 78%  | 70%                 | 69%  | 64%  |     | 43%  | 73%       |    | 57%     | 49%  | 54%  | 56%  | 48%  | 43%  |

First calf from a 2yo heifer, really well balanced EBV's and great phenotype. Used in the Barwidgee herd









**Lot 14**

**BARWIDGEE 08479**


**ID: VKD 08 479**

Sire HYLIN RIGHT TIME 338  
 BARWIDGEE 05146  
 BARWIDGEE 97431  
 Born: 7/09/2008  
 Birth Wt: 44 kg  
 Scotol Circ 40 cm

Dam BARWIDGEE 00211  
 BARWIDGEE 02348  
 BARWIDGEE 99461

Stature 28  
 Capacity  30   
 Body Lth 31  
 Muscle 37  
 Claw Set  22   
 Feet Ang  25   
 Rear Leg  25 

| \$ INDEX VALUES |    |    |    |
|-----------------|----|----|----|
| LF              | GF | SF | T  |
| 96              | 73 | 66 | 65 |

|  | CALVING EASE |      |      |      | GROWTH And MATERNAL |      |      |     |      | FERTILITY |      | CARCASE |      |      |      |      |      |
|---|--------------|------|------|------|---------------------|------|------|-----|------|-----------|------|---------|------|------|------|------|------|
|   | DIR          | DTRS | GL   | BW   | G200                | G400 | G600 | MWT | MILK | SS        | DC   | CWT     | EMA  | RIB  | RUMP | RBY  | IMF  |
| <b>EBV</b>  | -1.3         | -0.4 | -3.2 | +5.4 | +38                 | +80  | +98  | +91 | +13  | +2.2      | -4.6 | +51     | +2.9 | +1.7 | +0.6 | -0.7 | +1.6 |
| ACC   | 42%          | 35%  | 51%  | 78%  | 71%                 | 71%  | 67%  | 60% | 49%  | 75%       | 36%  | 60%     | 52%  | 59%  | 61%  | 52%  | 48%  |

Used in the Barwidgee herd, this young sire has good growth, positive fat and useful outcross genetics









**Lot 15**

**BARWIDGEE 08153**


**ID: VKD 08 153**

Sire B/R NEW DESIGN 036  
 TE MANIA UNLIMITED U3271  
 Born: 19/08/2008  
 Birth Wt: 33 kg  
 Scotol Circ 41 cm

Dam C A FUTURE DIRECTION 5321  
 BARWIDGEE 02170  
 BARWIDGEE 97435

Stature 28  
 Capacity  31   
 Body Lth 31  
 Muscle 35  
 Claw Set  28   
 Feet Ang  25   
 Rear Leg  25 

| \$ INDEX VALUES |    |    |    |
|-----------------|----|----|----|
| LF              | GF | SF | T  |
| 108             | 66 | 59 | 53 |

|  | CALVING EASE |      |      |      | GROWTH And MATERNAL |      |      |     |      | FERTILITY |      | CARCASE |      |      |      |      |      |
|---|--------------|------|------|------|---------------------|------|------|-----|------|-----------|------|---------|------|------|------|------|------|
|   | DIR          | DTRS | GL   | BW   | G200                | G400 | G600 | MWT | MILK | SS        | DC   | CWT     | EMA  | RIB  | RUMP | RBY  | IMF  |
| <b>EBV</b>  | +3.6         | +1.6 | -1.9 | +1.8 | +25                 | +58  | +73  | +55 | +16  | +2.2      | -2.8 | +47     | +4.2 | +1.1 | +1.2 | -0.7 | +2.6 |
| ACC   | 57%          | 55%  | 69%  | 79%  | 74%                 | 74%  | 70%  | 66% | 62%  | 76%       | 54%  | 66%     | 62%  | 65%  | 66%  | 61%  | 59%  |

Very low birthweight, high indexing Unlimited son. Used in the Barwidgee herd









**Lot 16**

**BARWIDGEE 08219**


**ID: VKD 08 219**

Sire TEHAMA SCHWARZNEGER N600  
 BARWIDGEE 06217  
 BARWIDGEE 02158  
 Born: 23/08/2008  
 Birth Wt: 39 kg  
 Scotol Circ 37 cm

Dam HYLIN RIGHT TIME 338  
 BARWIDGEE 05167  
 BARWIDGEE 96260

Stature 28  
 Capacity  30   
 Body Lth 31  
 Muscle 35  
 Claw Set  22   
 Feet Ang  25   
 Rear Leg  25 

| \$ INDEX VALUES |    |    |    |
|-----------------|----|----|----|
| LF              | GF | SF | T  |
| 88              | 71 | 56 | 64 |









|  | CALVING EASE |      |      |      | GROWTH And MATERNAL |      |      |     |      | FERTILITY |    | CARCASE |      |      |      |     |      |
|---|--------------|------|------|------|---------------------|------|------|-----|------|-----------|----|---------|------|------|------|-----|------|
|   | DIR          | DTRS | GL   | BW   | G200                | G400 | G600 | MWT | MILK | SS        | DC | CWT     | EMA  | RIB  | RUMP | RBY | IMF  |
| <b>EBV</b>  | 0.0          |      | -2.9 | +4.5 | +47                 | +61  | +89  | +70 | +16  | 0.0       |    | +48     | +3.1 | +0.9 | +0.7 | 0.0 | +0.9 |
| ACC   | 40%          |      | 52%  | 77%  | 68%                 | 68%  | 63%  | 55% | 45%  | 71%       |    | 56%     | 48%  | 53%  | 55%  | 47% | 42%  |

Well balanced EBV's. Used in the Barwidgee herd

**Lot 17** **BARWIDGEE 08109** **ID: VKD 08 109**


Sire BALDRIDGE NEBRASKA 901  
 BARWIDGEE 06277  
 BARWIDGEE 04246

Dam HYLINE RIGHT TIME 338  
 BARWIDGEE 05103  
 BARWIDGEE 99295

Stature 29  
 Capacity  31   
 Body Lth 32  
 Muscle 35  
 Claw Set  23   
 Feet Ang  22   
 Rear Leg  28 

Born: 13/08/2008  
 Birth Wt: 38 kg  
 Scotal Circ 43 cm

| \$ INDEX VALUES |    |    |    |
|-----------------|----|----|----|
| LF              | GF | SF | T  |
| 106             | 89 | 82 | 77 |









|  | CALVING EASE |      |      |      | GROWTH And MATERNAL |      |      |     |      | FERTILITY |    | CARCASE |      |      |      |     |      |
|---|--------------|------|------|------|---------------------|------|------|-----|------|-----------|----|---------|------|------|------|-----|------|
|   | DIR          | DTRS | GL   | BW   | G200                | G400 | G600 | MWT | MILK | SS        | DC | CWT     | EMA  | RIB  | RUMP | RBY | IMF  |
| EBV   | 0.0          | +1.4 | -3.4 | +4.7 | +45                 | +89  | +109 |     | +17  | +2.8      |    | +62     | +4.0 | +0.6 | +0.6 | 0.0 | +1.2 |
| ACC   | 42%          | 35%  | 51%  | 77%  | 69%                 | 68%  | 63%  |     | 45%  | 72%       |    | 55%     | 48%  | 52%  | 54%  | 47% | 42%  |

High growth bull with moderate birthweight & top 1% SS. Used in the Barwidgee herd

**Lot 18** **BARWIDGEE 08317** **ID: VKD 08 317**


Sire TEHAMA SCHWARZNEGER N600  
 BARWIDGEE 06219  
 BARWIDGEE 02428

Dam KAPP DESIGNER  
 BARWIDGEE 06254  
 BARWIDGEE 98420

Stature 24  
 Capacity  31   
 Body Lth 27  
 Muscle 39  
 Claw Set  22   
 Feet Ang  25   
 Rear Leg  25 

Born: 26/08/2008  
 Birth Wt: 35 kg  
 Scotal Circ 41 cm

| \$ INDEX VALUES |    |    |    |
|-----------------|----|----|----|
| LF              | GF | SF | T  |
| 103             | 77 | 69 | 68 |









|  | CALVING EASE |      |      |      | GROWTH And MATERNAL |      |      |     |      | FERTILITY |    | CARCASE |      |      |      |      |      |
|---|--------------|------|------|------|---------------------|------|------|-----|------|-----------|----|---------|------|------|------|------|------|
|   | DIR          | DTRS | GL   | BW   | G200                | G400 | G600 | MWT | MILK | SS        | DC | CWT     | EMA  | RIB  | RUMP | RBY  | IMF  |
| EBV   | +0.2         |      | -1.3 | +4.9 | +39                 | +77  | +97  |     | +13  | +1.8      |    | +55     | +3.6 | +1.0 | +0.6 | -0.2 | +1.6 |
| ACC   | 38%          |      | 51%  | 76%  | 68%                 | 68%  | 63%  |     | 43%  | 71%       |    | 55%     | 48%  | 54%  | 55%  | 47%  | 41%  |

First calf from a 2yo heifer, this high indexing, well put together young bull has useful outcross genetics. Used in the Barwidgee herd

**Lot 19** **BARWIDGEE 08123** **ID: VKD 08 123**


Sire TEHAMA SCHWARZNEGER N600  
 BARWIDGEE 06219  
 BARWIDGEE 02428

Dam BARWIDGEE 04109  
 BARWIDGEE 06340  
 BARWIDGEE 04390

Stature 26  
 Capacity  30   
 Body Lth 30  
 Muscle 37  
 Claw Set  22   
 Feet Ang  23   
 Rear Leg  25 

Born: 15/08/2008  
 Birth Wt: 38 kg  
 Scotal Circ 42 cm

| \$ INDEX VALUES |    |    |    |
|-----------------|----|----|----|
| LF              | GF | SF | T  |
| 110             | 81 | 71 | 72 |









|  | CALVING EASE |      |    |      | GROWTH And MATERNAL |      |      |     |      | FERTILITY |    | CARCASE |      |      |      |      |      |
|---|--------------|------|----|------|---------------------|------|------|-----|------|-----------|----|---------|------|------|------|------|------|
|   | DIR          | DTRS | GL | BW   | G200                | G400 | G600 | MWT | MILK | SS        | DC | CWT     | EMA  | RIB  | RUMP | RBY  | IMF  |
| EBV   | -0.7         |      |    | +6.0 | +39                 | +78  | +99  |     | +13  | +2.0      |    | +56     | +5.2 | +1.5 | +0.9 | -0.1 | +1.9 |
| ACC   | 36%          |      |    | 77%  | 68%                 | 68%  | 62%  |     | 41%  | 71%       |    | 55%     | 47%  | 53%  | 55%  | 46%  | 40%  |

High EMA bull, with excellent growth. A high indexing 2yo heifers first calf. Used in the Barwidgee herd

**Lot 20** **BARWIDGEE 08437** **ID: VKD 08 437**


Sire BON VIEW NEW DESIGN 1407  
 BARWIDGEE 04161  
 BARWIDGEE 02128

Dam TEHAMA SCHWARZNEGER N60  
 BARWIDGEE 06208  
 BARWIDGEE 02374

Stature 28  
 Capacity  32   
 Body Lth 30  
 Muscle 37  
 Claw Set  23   
 Feet Ang  23   
 Rear Leg  26 

Born: 2/09/2008  
 Birth Wt: 36 kg  
 Scotal Circ 39 cm

| \$ INDEX VALUES |    |    |    |
|-----------------|----|----|----|
| LF              | GF | SF | T  |
| 120             | 93 | 81 | 82 |

|  | CALVING EASE |      |      |      | GROWTH And MATERNAL |      |      |     |      | FERTILITY |      | CARCASE |      |      |      |      |      |
|---|--------------|------|------|------|---------------------|------|------|-----|------|-----------|------|---------|------|------|------|------|------|
|   | DIR          | DTRS | GL   | BW   | G200                | G400 | G600 | MWT | MILK | SS        | DC   | CWT     | EMA  | RIB  | RUMP | RBY  | IMF  |
| EBV   | +1.5         | +1.8 | -2.4 | +4.8 | +43                 | +81  | +106 | +92 | +17  | +0.8      | -2.1 | +64     | +6.1 | -0.5 | -0.7 | +1.0 | +1.7 |
| ACC   | 44%          | 37%  | 53%  | 78%  | 70%                 | 70%  | 66%  | 57% | 48%  | 74%       | 35%  | 59%     | 52%  | 58%  | 59%  | 51%  | 47%  |

Fantastic birth to growth spread & top 5% EMA and all \$ indexes. First calf from a 2yo heifer. Used at Barwidgee









## Lot 21

## BARWIDGEE 08371

ID: VKD 08 371


Sire C A FUTURE DIRECTION 5321  
B/R 65R GENESIS  
B/R BLACKCAP EMPRESS 127 (E)

Dam BARWIDGEE 00211  
BARWIDGEE 03495  
BARWIDGEE 98256

Stature 28  
Capacity  30   
Body Lth 31  
Muscle 35  
Claw Set  22   
Feet Ang  24   
Rear Leg  25 

Born: 29/08/2008  
Birth Wt: 38 kg  
Scotal Circ 37 cm

| \$ INDEX VALUES |    |    |    |
|-----------------|----|----|----|
| LF              | GF | SF | T  |
| 115             | 76 | 69 | 65 |

|  | CALVING EASE |      |      |      | GROWTH And MATERNAL |      |      |     |      | FERTILITY |      | CARCASE |      |     |      |     |      |
|---|--------------|------|------|------|---------------------|------|------|-----|------|-----------|------|---------|------|-----|------|-----|------|
|   | DIR          | DTRS | GL   | BW   | G200                | G400 | G600 | MWT | MILK | SS        | DC   | CWT     | EMA  | RIB | RUMP | RBV | IMF  |
| EBV   | +2.8         | +0.6 | -1.0 | +2.9 | +36                 | +69  | +88  | +67 | +16  | -0.1      | -2.2 | +57     | +5.2 | 0.0 | -0.1 | 0.0 | +2.3 |
| ACC   | 46%          | 38%  | 68%  | 79%  | 74%                 | 73%  | 70%  | 61% | 52%  | 76%       | 36%  | 62%     | 55%  | 61% | 62%  | 54% | 50%  |

Low birthweight Genesis son. High EMA & IMF. We used this high \$ index bull over heifers at Barwidgee









## Lot 22

## BARWIDGEE 08133

ID: VKD 08 133


Sire BARWIDGEE 04225  
BARWIDGEE 06155  
BARWIDGEE 03141

Dam TE MANIA ULONG U41  
BARWIDGEE 06102  
BARWIDGEE 04144

Stature 24  
Capacity  32   
Body Lth 27  
Muscle 38  
Claw Set  23   
Feet Ang  25   
Rear Leg  25 

Born: 17/08/2008  
Birth Wt: 32 kg  
Scotal Circ 36 cm

| \$ INDEX VALUES |    |    |    |
|-----------------|----|----|----|
| LF              | GF | SF | T  |
| 113             | 88 | 80 | 74 |

|  | CALVING EASE |      |    |      | GROWTH And MATERNAL |      |      |     |      | FERTILITY |    | CARCASE |      |      |      |      |      |
|---|--------------|------|----|------|---------------------|------|------|-----|------|-----------|----|---------|------|------|------|------|------|
|   | DIR          | DTRS | GL | BW   | G200                | G400 | G600 | MWT | MILK | SS        | DC | CWT     | EMA  | RIB  | RUMP | RBV  | IMF  |
| EBV   | +2.7         | +0.4 |    | +2.9 | +38                 | +75  | +91  |     | +15  | +0.7      |    | +49     | +7.5 | +1.5 | +1.1 | +0.8 | +1.7 |
| ACC   | 41%          | 35%  |    | 77%  | 68%                 | 68%  | 63%  |     | 43%  | 72%       |    | 56%     | 49%  | 54%  | 56%  | 48%  | 43%  |

Top 1% for EMA, positive fat, low birth, good growth bull. This outstanding 2yo heifers first calf has been used over heifers at Barwidgee.









## Lot 23

## BARWIDGEE 08417

ID: VKD 08 417


Sire BARWIDGEE 04225  
BARWIDGEE 06155  
BARWIDGEE 03141

Dam BARWIDGEE 04233  
BARWIDGEE 06522  
BARWIDGEE 04518

Stature 21  
Capacity  33   
Body Lth 27  
Muscle 39  
Claw Set  23   
Feet Ang  25   
Rear Leg  25 

Born: 1/09/2008  
Birth Wt: 30 kg  
Scotal Circ 40 cm

| \$ INDEX VALUES |    |    |    |
|-----------------|----|----|----|
| LF              | GF | SF | T  |
| 97              | 77 | 70 | 65 |

|  | CALVING EASE |      |    |      | GROWTH And MATERNAL |      |      |     |      | FERTILITY |    | CARCASE |      |      |      |      |      |
|---|--------------|------|----|------|---------------------|------|------|-----|------|-----------|----|---------|------|------|------|------|------|
|   | DIR          | DTRS | GL | BW   | G200                | G400 | G600 | MWT | MILK | SS        | DC | CWT     | EMA  | RIB  | RUMP | RBV  | IMF  |
| EBV   | +1.7         |      |    | +2.4 | +26                 | +65  | +79  |     | +12  | +2.1      |    | +50     | +7.0 | +0.8 | +0.1 | +1.0 | +1.3 |
| ACC   | 37%          |      |    | 77%  | 68%                 | 68%  | 62%  |     | 40%  | 72%       |    | 55%     | 47%  | 53%  | 55%  | 46%  | 40%  |

A powerhouse of muscle is the best way to describe this top 1% EMA 2yo heifers first calf. Low birthweight. Used over heifers at Barwidgee









## Lot 24

## BARWIDGEE 08325

ID: VKD 08 325


Sire C A FUTURE DIRECTION 5321  
B/R 65R GENESIS  
B/R BLACKCAP EMPRESS 127 (E)

Dam KAPP DESIGNER  
BARWIDGEE 04330  
BARWIDGEE 97347

Stature 25  
Capacity  30   
Body Lth 28  
Muscle 35  
Claw Set  24   
Feet Ang  23   
Rear Leg  27 

Born: 27/08/2008  
Birth Wt: 34 kg  
Scotal Circ 40 cm

| \$ INDEX VALUES |    |    |    |
|-----------------|----|----|----|
| LF              | GF | SF | T  |
| 104             | 70 | 60 | 58 |

|  | CALVING EASE |      |      |      | GROWTH And MATERNAL |      |      |     |      | FERTILITY |      | CARCASE |      |      |      |      |      |
|---|--------------|------|------|------|---------------------|------|------|-----|------|-----------|------|---------|------|------|------|------|------|
|   | DIR          | DTRS | GL   | BW   | G200                | G400 | G600 | MWT | MILK | SS        | DC   | CWT     | EMA  | RIB  | RUMP | RBV  | IMF  |
| EBV   | +2.9         | +2.3 | +0.1 | +2.2 | +32                 | +61  | +81  | +66 | +15  | +1.1      | -3.1 | +51     | +4.1 | +0.7 | +0.6 | -0.5 | +2.1 |
| ACC   | 47%          | 40%  | 69%  | 79%  | 73%                 | 73%  | 69%  | 59% | 51%  | 75%       | 38%  | 62%     | 56%  | 61%  | 62%  | 54%  | 51%  |

Low birth weight Genesis son. Great carcass. Ideal for heifers. Used over heifers at Barwidgee





## Lot 25

## BARWIDGEE 08645

ID: VKD 08 645


Sire BARWIDGEE 04225  
BARWIDGEE 06343  
BARWIDGEE 03365

Dam BARWIDGEE 04210  
BON VIEW NEW DESIGN 1407  
BARWIDGEE 99627

Stature 30  
Capacity  32  
Body Lth 33  
Muscle 38  
Claw Set  22  
Feet Ang  26  
Rear Leg  24

Born: 1/10/2008  
Birth Wt: 49 kg  
Scotal Circ 36 cm

| \$ INDEX VALUES |    |    |    |
|-----------------|----|----|----|
| LF              | GF | SF | T  |
| 91              | 72 | 60 | 68 |

|  | CALVING EASE |      |    |      | GROWTH And MATERNAL |      |      |     |      | FERTILITY |    | CARCASE |      |      |      |      |      |
|---|--------------|------|----|------|---------------------|------|------|-----|------|-----------|----|---------|------|------|------|------|------|
|   | DIR          | DTRS | GL | BW   | G200                | G400 | G600 | MWT | MILK | SS        | DC | CWT     | EMA  | RIB  | RUMP | RBY  | IMF  |
| EBV   | -1.5         |      |    | +6.8 | +37                 | +69  | +93  | +89 | +12  | +1.4      |    | +46     | +3.5 | +0.4 | +0.1 | +0.3 | +1.3 |
| ACC   | 40%          |      |    | 77%  | 69%                 | 69%  | 64%  | 55% | 43%  | 73%       |    | 57%     | 49%  | 54%  | 56%  | 48%  | 43%  |

A big, powerful young bull. Great eye appeal & growth





## Lot 26

## BARWIDGEE 08267

ID: VKD 08 267


Sire KMK ALLIANCE 6595  
SITZ ALLIANCE 6595  
G A R EXT 916

Dam BARWIDGEE 04516  
BARWIDGEE 01216  
BARWIDGEE 02380

Stature 25  
Capacity  32  
Body Lth 28  
Muscle 38  
Claw Set  21  
Feet Ang  23  
Rear Leg  26

Born: 25/08/2008  
Birth Wt: 37 kg  
Scotal Circ 39 cm

| \$ INDEX VALUES |    |    |    |
|-----------------|----|----|----|
| LF              | GF | SF | T  |
| 84              | 77 | 68 | 68 |

|  | CALVING EASE |      |      |      | GROWTH And MATERNAL |      |      |     |      | FERTILITY |      | CARCASE |      |      |      |      |      |
|---|--------------|------|------|------|---------------------|------|------|-----|------|-----------|------|---------|------|------|------|------|------|
|   | DIR          | DTRS | GL   | BW   | G200                | G400 | G600 | MWT | MILK | SS        | DC   | CWT     | EMA  | RIB  | RUMP | RBY  | IMF  |
| EBV   | -0.5         | +0.9 | -1.9 | +3.8 | +43                 | +74  | +94  | +76 | +15  | +0.7      | -3.0 | +59     | +4.0 | +0.5 | +0.2 | +0.5 | +0.4 |
| ACC   | 47%          | 40%  | 67%  | 78%  | 73%                 | 73%  | 69%  | 61% | 56%  | 76%       | 38%  | 62%     | 56%  | 61%  | 62%  | 54%  | 51%  |

Well put together Alliance 187 son. Moderate birthweight and good growth





## Lot 27

## BARWIDGEE 08557

ID: VKD 08 557


Sire BARWIDGEE 05224  
HYLINE RIGHT TIME 338  
BARWIDGEE 99433

Dam BARWIDGEE 03417  
BARWIDGEE 00211  
BARWIDGEE 97567

Stature 28  
Capacity  31  
Body Lth 32  
Muscle 37  
Claw Set  22  
Feet Ang  27  
Rear Leg  23

Born: 14/09/2008  
Birth Wt: 45 kg  
Scotal Circ 38 cm

| \$ INDEX VALUES |    |    |    |
|-----------------|----|----|----|
| LF              | GF | SF | T  |
| 80              | 66 | 60 | 64 |

|  | CALVING EASE |      |      |      | GROWTH And MATERNAL |      |      |     |      | FERTILITY |      | CARCASE |      |      |      |      |      |
|---|--------------|------|------|------|---------------------|------|------|-----|------|-----------|------|---------|------|------|------|------|------|
|   | DIR          | DTRS | GL   | BW   | G200                | G400 | G600 | MWT | MILK | SS        | DC   | CWT     | EMA  | RIB  | RUMP | RBY  | IMF  |
| EBV   | -2.4         | +0.2 | -2.4 | +6.7 | +34                 | +75  | +92  | +93 | +9   | +2.2      | -2.2 | +46     | +2.6 | -0.1 | -0.1 | +0.1 | +1.0 |
| ACC   | 43%          | 37%  | 52%  | 79%  | 71%                 | 72%  | 68%  | 61% | 51%  | 75%       | 39%  | 60%     | 52%  | 59%  | 61%  | 52%  | 48%  |

Stylish young bull with well balanced EBV's





## Lot 28

## BARWIDGEE 08227

ID: VKD 08 227


Sire TE MANIA AMBASSADOR A134  
RENNYLEA XPONENTIAL X555  
TE MANIA LOWAN Y211

Dam BARWIDGEE 03295  
KAPP DESIGNER  
BARWIDGEE 96162

Stature 22  
Capacity  33  
Body Lth 26  
Muscle 40  
Claw Set  21  
Feet Ang  24  
Rear Leg  26

Born: 23/08/2008  
Birth Wt: 38 kg  
Scotal Circ 41 cm

| \$ INDEX VALUES |    |    |    |
|-----------------|----|----|----|
| LF              | GF | SF | T  |
| 107             | 80 | 65 | 65 |

|  | CALVING EASE |      |      |      | GROWTH And MATERNAL |      |      |     |      | FERTILITY |      | CARCASE |      |      |      |      |      |
|---|--------------|------|------|------|---------------------|------|------|-----|------|-----------|------|---------|------|------|------|------|------|
|   | DIR          | DTRS | GL   | BW   | G200                | G400 | G600 | MWT | MILK | SS        | DC   | CWT     | EMA  | RIB  | RUMP | RBY  | IMF  |
| EBV   | +1.3         | +2.7 | -1.9 | +4.1 | +28                 | +57  | +79  | +65 | +14  | +2.7      | -4.8 | +49     | +6.9 | +0.6 | +0.4 | +0.7 | +1.8 |
| ACC   | 47%          | 40%  | 69%  | 79%  | 74%                 | 74%  | 70%  | 62% | 48%  | 75%       | 38%  | 63%     | 55%  | 62%  | 63%  | 55%  | 52%  |

High indexing very well muscled Ambassador son. Top 1% EMA









## Lot 29

## BARWIDGEE 08253

ID: VKD 08 253


Sire RENNYLEA XPONENTIAL X555  
TE MANIA AMBASSADOR A134  
TE MANIA LOWAN Y211

Dam BARWIDGEE 99224  
BARWIDGEE 03521  
BARWIDGEE 97435

Stature 23  
Capacity  32   
Body Lth 26  
Muscle 40  
Claw Set  23   
Feet Ang  24   
Rear Leg  26 

Born: 23/08/2008  
Birth Wt: 42 kg  
Scotal Circ 37 cm

| \$ INDEX VALUES |    |    |    |
|-----------------|----|----|----|
| LF              | GF | SF | T  |
| 103             | 65 | 51 | 55 |

|  | CALVING EASE |      |      |      | GROWTH And MATERNAL |      |      |     |      | FERTILITY |      | CARCASE |      |      |      |      |      |
|---|--------------|------|------|------|---------------------|------|------|-----|------|-----------|------|---------|------|------|------|------|------|
|   | DIR          | DTRS | GL   | BW   | G200                | G400 | G600 | MWT | MILK | SS        | DC   | CWT     | EMA  | RIB  | RUMP | RBY  | IMF  |
| EBV   | +0.4         | +2.7 | -2.3 | +5.1 | +30                 | +50  | +71  | +64 | +12  | +1.0      | -4.1 | +39     | +5.1 | +2.2 | +2.6 | -0.5 | +2.5 |
| ACC   | 45%          | 37%  | 67%  | 79%  | 73%                 | 73%  | 70%  | 62% | 48%  | 75%       | 36%  | 62%     | 54%  | 62%  | 63%  | 54%  | 51%  |

Another thick Ambassador son. Positive for fat. A wonderful easy doing bull with great EBV's









## Lot 30

## BARWIDGEE 08521

ID: VKD 08 521


Sire BARWIDGEE 04225  
BARWIDGEE 06343  
BARWIDGEE 03365

Dam THOMAS PRECISION E161 105  
BARWIDGEE 04212  
BARWIDGEE 99553

Stature 24  
Capacity  32   
Body Lth 27  
Muscle 36  
Claw Set  23   
Feet Ang  25   
Rear Leg  25 

Born: 12/09/2008  
Birth Wt: 39 kg  
Scotal Circ 36 cm

| \$ INDEX VALUES |    |    |    |
|-----------------|----|----|----|
| LF              | GF | SF | T  |
| 69              | 68 | 61 | 63 |

|  | CALVING EASE |      |    |      | GROWTH And MATERNAL |      |      |     |      | FERTILITY |    | CARCASE |      |      |      |      |      |
|---|--------------|------|----|------|---------------------|------|------|-----|------|-----------|----|---------|------|------|------|------|------|
|   | DIR          | DTRS | GL | BW   | G200                | G400 | G600 | MWT | MILK | SS        | DC | CWT     | EMA  | RIB  | RUMP | RBY  | IMF  |
| EBV   | -0.3         |      |    | +4.6 | +34                 | +67  | +85  |     | +12  | +0.9      |    | +49     | +3.7 | -0.1 | -0.5 | +0.9 | +0.1 |
| ACC   | 36%          |      |    | 77%  | 69%                 | 68%  | 64%  |     | 42%  | 72%       |    | 56%     | 47%  | 53%  | 55%  | 46%  | 40%  |

Well muscled young bull with well balanced EBV's









## Lot 31

## BARWIDGEE 08653

ID: VKD 08 653


Sire BARWIDGEE 04109  
BARWIDGEE 06377  
BARWIDGEE 04404

Dam BARWIDGEE 01216  
BARWIDGEE 04474  
BARWIDGEE 01491

Stature 30  
Capacity  30   
Body Lth 33  
Muscle 37  
Claw Set  21   
Feet Ang  23   
Rear Leg  27 

Born: 2/10/2008  
Birth Wt: 41 kg  
Scotal Circ 37 cm

| \$ INDEX VALUES |    |    |    |
|-----------------|----|----|----|
| LF              | GF | SF | T  |
| 77              | 62 | 52 | 57 |

|  | CALVING EASE |      |    |      | GROWTH And MATERNAL |      |      |     |      | FERTILITY |    | CARCASE |      |      |      |      |      |
|---|--------------|------|----|------|---------------------|------|------|-----|------|-----------|----|---------|------|------|------|------|------|
|   | DIR          | DTRS | GL | BW   | G200                | G400 | G600 | MWT | MILK | SS        | DC | CWT     | EMA  | RIB  | RUMP | RBY  | IMF  |
| EBV   | +0.1         |      |    | +4.2 | +33                 | +56  | +77  |     | +14  | +0.3      |    | +42     | +3.3 | +0.5 | -0.1 | +0.4 | +0.8 |
| ACC   | 38%          |      |    | 77%  | 69%                 | 69%  | 64%  |     | 44%  | 73%       |    | 56%     | 48%  | 54%  | 56%  | 48%  | 42%  |

One of the youngest bulls in the sale. Will continue to grow into a big impressive type









## Lot 32

## BARWIDGEE 08355

ID: VKD 08 355


Sire LEACHMAN RIGHT TIME  
LEACHMAN BOOM TIME  
LEACHMAN BURGESS 5004

Dam BARWIDGEE 00171  
BARWIDGEE 02210  
BARWIDGEE 00348

Stature 23  
Capacity  30   
Body Lth 26  
Muscle 36  
Claw Set  21   
Feet Ang  25   
Rear Leg  25 

Born: 28/08/2008  
Birth Wt: 40 kg  
Scotal Circ 37 cm

| \$ INDEX VALUES |    |    |    |
|-----------------|----|----|----|
| LF              | GF | SF | T  |
| 64              | 59 | 47 | 56 |

|  | CALVING EASE |      |      |      | GROWTH And MATERNAL |      |      |     |      | FERTILITY |      | CARCASE |      |      |      |      |      |
|---|--------------|------|------|------|---------------------|------|------|-----|------|-----------|------|---------|------|------|------|------|------|
|   | DIR          | DTRS | GL   | BW   | G200                | G400 | G600 | MWT | MILK | SS        | DC   | CWT     | EMA  | RIB  | RUMP | RBY  | IMF  |
| EBV   | -3.0         | +0.9 | -1.0 | +4.0 | +42                 | +59  | +82  | +70 | +12  | +0.2      | -3.8 | +46     | +1.6 | +1.0 | +1.5 | -0.3 | +0.4 |
| ACC   | 50%          | 44%  | 67%  | 79%  | 73%                 | 73%  | 70%  | 65% | 59%  | 76%       | 39%  | 63%     | 56%  | 61%  | 62%  | 55%  | 51%  |

Boom Time son. This bull has very useful outcross genetics









## Lot 33

## BARWIDGEE 08647

ID: VKD 08 647


Sire BARWIDGEE 04225  
BARWIDGEE 06183  
BARWIDGEE 03315

Dam BARWIDGEE 04248  
C A FUTURE DIRECTION 5321  
BARWIDGEE 02242

Stature 26  
Capacity  30   
Body Lth 30  
Muscle 37  
Claw Set  22   
Feet Ang  25   
Rear Leg  25 

Born: 1/10/2008  
Birth Wt: 44 kg  
Scotal Circ 36 cm

| \$ INDEX VALUES |    |    |    |
|-----------------|----|----|----|
| LF              | GF | SF | T  |
| 90              | 67 | 60 | 60 |

|  | CALVING EASE |      |    |      | GROWTH And MATERNAL |      |      |     |      | FERTILITY |    | CARCASE |      |      |      |      |      |
|---|--------------|------|----|------|---------------------|------|------|-----|------|-----------|----|---------|------|------|------|------|------|
|   | DIR          | DTRS | GL | BW   | G200                | G400 | G600 | MWT | MILK | SS        | DC | CWT     | EMA  | RIB  | RUMP | RBY  | IMF  |
| EBV   | +0.4         | +0.8 |    | +5.2 | +38                 | +64  | +82  | +63 | +14  | +0.8      |    | +44     | +3.9 | +1.2 | +1.6 | -0.1 | +1.2 |
| ACC   | 40%          | 35%  |    | 77%  | 69%                 | 69%  | 64%  | 55% | 42%  | 73%       |    | 57%     | 49%  | 55%  | 56%  | 49%  | 43%  |

Positive fat young bull with good EMA









## Lot 34

## BARWIDGEE 08415

ID: VKD 08 415


Sire BARWIDGEE 05224  
HYLINE RIGHT TIME 338  
BARWIDGEE 99433

Dam BARWIDGEE 03415  
PERRY POWER DESIGN 715  
BARWIDGEE 97565

Stature 22  
Capacity  32   
Body Lth 25  
Muscle 40  
Claw Set  23   
Feet Ang  24   
Rear Leg  26 

Born: 1/09/2008  
Birth Wt: 39 kg  
Scotal Circ 41 cm

| \$ INDEX VALUES |    |    |    |
|-----------------|----|----|----|
| LF              | GF | SF | T  |
| 82              | 71 | 60 | 64 |

|  | CALVING EASE |      |      |      | GROWTH And MATERNAL |      |      |     |      | FERTILITY |      | CARCASE |      |      |      |      |      |
|---|--------------|------|------|------|---------------------|------|------|-----|------|-----------|------|---------|------|------|------|------|------|
|   | DIR          | DTRS | GL   | BW   | G200                | G400 | G600 | MWT | MILK | SS        | DC   | CWT     | EMA  | RIB  | RUMP | RBY  | IMF  |
| EBV   | +1.4         | -2.0 | -2.6 | +4.5 | +30                 | +68  | +89  | +93 | +9   | +3.3      | -2.6 | +46     | +3.5 | -0.1 | +0.3 | +0.3 | +0.9 |
| ACC   | 45%          | 40%  | 55%  | 79%  | 71%                 | 72%  | 68%  | 61% | 51%  | 75%       | 40%  | 61%     | 53%  | 59%  | 61%  | 53%  | 49%  |

Extremely well muscled, early maturing young bull









## Lot 35

## BARWIDGEE 08491

ID: VKD 08 491


Sire BARWIDGEE 06377  
BARWIDGEE 04109  
BARWIDGEE 04404

Dam BARWIDGEE 04464  
BARWIDGEE 01216  
BARWIDGEE 01363

Stature 28  
Capacity  30   
Body Lth 32  
Muscle 38  
Claw Set  23   
Feet Ang  26   
Rear Leg  24 

Born: 8/09/2008  
Birth Wt: 36 kg  
Scotal Circ 37 cm

| \$ INDEX VALUES |    |    |    |
|-----------------|----|----|----|
| LF              | GF | SF | T  |
| 80              | 63 | 53 | 56 |

|  | CALVING EASE |      |    |      | GROWTH And MATERNAL |      |      |     |      | FERTILITY |    | CARCASE |      |      |      |      |      |
|---|--------------|------|----|------|---------------------|------|------|-----|------|-----------|----|---------|------|------|------|------|------|
|   | DIR          | DTRS | GL | BW   | G200                | G400 | G600 | MWT | MILK | SS        | DC | CWT     | EMA  | RIB  | RUMP | RBY  | IMF  |
| EBV   | +0.5         |      |    | +3.3 | +30                 | +55  | +75  |     | +13  | +0.2      |    | +43     | +4.1 | +0.8 | +0.3 | +0.3 | +0.9 |
| ACC   | 38%          |      |    | 77%  | 69%                 | 68%  | 63%  |     | 44%  | 73%       |    | 56%     | 48%  | 54%  | 56%  | 47%  | 41%  |

Low birthweight young bull with excellent EMA









## Lot 36

## BARWIDGEE 08387

ID: VKD 08 387


Sire BARWIDGEE 06183  
BARWIDGEE 04225  
BARWIDGEE 03315

Dam BARWIDGEE 04344  
THOMAS PRECISION E161 105  
BARWIDGEE 00318

Stature 26  
Capacity  32   
Body Lth 30  
Muscle 38  
Claw Set  23   
Feet Ang  24   
Rear Leg  26 

Born: 30/08/2008  
Birth Wt: 41 kg  
Scotal Circ 41 cm

| \$ INDEX VALUES |    |    |    |
|-----------------|----|----|----|
| LF              | GF | SF | T  |
| 78              | 73 | 68 | 63 |

|  | CALVING EASE |      |    |      | GROWTH And MATERNAL |      |      |     |      | FERTILITY |    | CARCASE |      |      |      |     |      |
|---|--------------|------|----|------|---------------------|------|------|-----|------|-----------|----|---------|------|------|------|-----|------|
|   | DIR          | DTRS | GL | BW   | G200                | G400 | G600 | MWT | MILK | SS        | DC | CWT     | EMA  | RIB  | RUMP | RBY | IMF  |
| EBV   | +0.6         |      |    | +4.8 | +36                 | +77  | +91  |     | +12  | +2.9      |    | +51     | +3.1 | +1.0 | +0.6 | 0.0 | +0.5 |
| ACC   | 37%          |      |    | 77%  | 68%                 | 68%  | 63%  |     | 43%  | 73%       |    | 56%     | 48%  | 53%  | 55%  | 47% | 41%  |

Useful outcross genetics, this is a great type of young bull

**Lot 37** **BARWIDGEE 08155** **ID: VKD 08 155**

Sire BARWIDGEE 04163  
BARWIDGEE 06203  
BARWIDGEE 04214

Dam B/R NEW FRONTIER 095  
BARWIDGEE 06178  
BARWIDGEE 02136

Stature 29  
Capacity 30  
Body Lth 32  
Muscle 37  
Claw Set 23  
Feet Ang 25  
Rear Leg 25

Born: 19/08/2008  
Birth Wt: 32 kg  
Scotal Circ 38 cm

| \$ INDEX VALUES |    |    |    |
|-----------------|----|----|----|
| LF              | GF | SF | T  |
| 92              | 68 | 64 | 56 |

| EBV | CALVING EASE |      |     |     | GROWTH And MATERNAL |      |      |     |      | FERTILITY |    | CARCASE |     |     |      |     |     |
|-----|--------------|------|-----|-----|---------------------|------|------|-----|------|-----------|----|---------|-----|-----|------|-----|-----|
|     | DIR          | DTRS | GL  | BW  | G200                | G400 | G600 | MWT | MILK | SS        | DC | CWT     | EMA | RIB | RUMP | RBY | IMF |
| ACC | 41%          | 35%  | 50% | 78% | 70%                 | 69%  | 64%  | 55% | 43%  | 73%       |    | 57%     | 49% | 54% | 56%  | 48% | 43% |

First calf from a 2yo heifer. A good type of young bull with a low birthweight and good carcass. Suitable for use over heifers

**Lot 38** **BARWIDGEE 08275** **ID: VKD 08 275**

Sire EMULATION N BAR 5522  
G A R EVAS CONVERGENCE 3403  
G A R EVAS RR TRAVELER 511

Dam BARWIDGEE 97186  
BARWIDGEE 99551  
BARWIDGEE 92362

Stature 22  
Capacity 30  
Body Lth 30  
Muscle 38  
Claw Set 23  
Feet Ang 25  
Rear Leg 25

Born: 25/08/2008  
Birth Wt: 44 kg  
Scotal Circ 39 cm

| \$ INDEX VALUES |    |    |    |
|-----------------|----|----|----|
| LF              | GF | SF | T  |
| 66              | 60 | 53 | 56 |

| EBV | CALVING EASE |      |     |     | GROWTH And MATERNAL |      |      |     |      | FERTILITY |     | CARCASE |     |     |      |     |     |
|-----|--------------|------|-----|-----|---------------------|------|------|-----|------|-----------|-----|---------|-----|-----|------|-----|-----|
|     | DIR          | DTRS | GL  | BW  | G200                | G400 | G600 | MWT | MILK | SS        | DC  | CWT     | EMA | RIB | RUMP | RBY | IMF |
| ACC | 52%          | 46%  | 68% | 79% | 74%                 | 74%  | 71%  | 65% | 62%  | 76%       | 43% | 65%     | 59% | 63% | 64%  | 58% | 55% |

Stylish long bull with very useful outcross genetics. No Precision or 036 blood

**Lot 39** **BARWIDGEE 08385** **ID: VKD 08 385**

Sire BALDRIDGE NEBRASKA 901  
BARWIDGEE 06277  
BARWIDGEE 04246

Dam PRAIRIEDGE MARBULL DESIGN  
BARWIDGEE 05157  
BARWIDGEE 99553

Stature 28  
Capacity 30  
Body Lth 26  
Muscle 36  
Claw Set 21  
Feet Ang 25  
Rear Leg 28

Born: 30/08/2008  
Birth Wt: 31 kg  
Scotal Circ 37 cm

| \$ INDEX VALUES |    |    |    |
|-----------------|----|----|----|
| LF              | GF | SF | T  |
| 94              | 72 | 68 | 61 |

| EBV | CALVING EASE |      |     |     | GROWTH And MATERNAL |      |      |     |      | FERTILITY |    | CARCASE |     |     |      |     |     |
|-----|--------------|------|-----|-----|---------------------|------|------|-----|------|-----------|----|---------|-----|-----|------|-----|-----|
|     | DIR          | DTRS | GL  | BW  | G200                | G400 | G600 | MWT | MILK | SS        | DC | CWT     | EMA | RIB | RUMP | RBY | IMF |
| ACC | 41%          | 35%  | 53% | 77% | 70%                 | 68%  | 64%  | 55% | 45%  | 72%       |    | 56%     | 49% | 54% | 55%  | 48% | 43% |

This young sire really bends the growth curve. Ideal for use over heifers

**Lot 40** **BARWIDGEE 08655** **ID: VKD 08 655**

Sire BARWIDGEE 04225  
BARWIDGEE 06343  
BARWIDGEE 03365

Dam BARWIDGEE 00211  
BARWIDGEE 04350  
BARWIDGEE 96162

Stature 23  
Capacity 33  
Body Lth 26  
Muscle  
Claw Set 24  
Feet Ang 25  
Rear Leg 25

Born: 3/10/2008  
Birth Wt: 42 kg  
Scotal Circ 39 cm

| \$ INDEX VALUES |    |    |    |
|-----------------|----|----|----|
| LF              | GF | SF | T  |
| 89              | 74 | 71 | 67 |









| EBV | CALVING EASE |      |    |     | GROWTH And MATERNAL |      |      |     |      | FERTILITY |    | CARCASE |     |     |      |     |     |
|-----|--------------|------|----|-----|---------------------|------|------|-----|------|-----------|----|---------|-----|-----|------|-----|-----|
|     | DIR          | DTRS | GL | BW  | G200                | G400 | G600 | MWT | MILK | SS        | DC | CWT     | EMA | RIB | RUMP | RBY | IMF |
| ACC | 38%          |      |    | 77% | 69%                 | 69%  | 64%  | 55% | 44%  | 73%       |    | 57%     | 48% | 54% | 56%  | 47% | 41% |

Fantastic muscle expression in this high EMA bull, he really is the real deal, an easy doing powerhouse that will put shape into his calves

**Lot 41** **BARWIDGEE 08131** **ID: VKD 08 131**


Sire BARWIDGEE 04225  
BARWIDGEE 06155  
BARWIDGEE 03141

Dam BARWIDGEE 03550  
BARWIDGEE 06412  
BARWIDGEE 95355

Stature 26  
Capacity  30   
Body Lth 29  
Muscle 38  
Claw Set  22   
Feet Ang  25   
Rear Leg  25 

Born: 17/08/2008  
Birth Wt: 32 kg  
Scotal Circ 36 cm

| \$ INDEX VALUES |    |    |    |
|-----------------|----|----|----|
| LF              | GF | SF | T  |
| 81              | 65 | 61 | 56 |









|  | CALVING EASE |      |    |      | GROWTH And MATERNAL |      |      |     |      | FERTILITY |    | CARCASE |      |      |      |      |      |
|---|--------------|------|----|------|---------------------|------|------|-----|------|-----------|----|---------|------|------|------|------|------|
|   | DIR          | DTRS | GL | BW   | G200                | G400 | G600 | MWT | MILK | SS        | DC | CWT     | EMA  | RIB  | RUMP | RBV  | IMF  |
| EBV   | +2.3         |      |    | +2.7 | +27                 | +63  | +74  |     |      | +0.9      |    | +45     | +4.1 | +0.8 | -0.1 | +0.5 | +1.1 |
| ACC   | 36%          |      |    | 77%  | 68%                 | 67%  | 62%  |     |      | 72%       |    | 55%     | 46%  | 52%  | 54%  | 45%  | 39%  |

A 2yo heifers first calf, this well put together young bull has low birthweight and is ideal for use over heifers

**Lot 42** **BARWIDGEE 08591** **ID: VKD 08 591**


Sire PERRY POWER DESIGN 715  
BARWIDGEE 04225  
BARWIDGEE 02110

Dam BARWIDGEE 97182  
BARWIDGEE 99217  
BARWIDGEE 94110

Stature 23  
Capacity  32   
Body Lth 26  
Muscle 40  
Claw Set  23   
Feet Ang  25   
Rear Leg  25 

Born: 18/09/2008  
Birth Wt: 39 kg  
Scotal Circ 40 cm

| \$ INDEX VALUES |    |    |    |
|-----------------|----|----|----|
| LF              | GF | SF | T  |
| 70              | 65 | 62 | 57 |









|  | CALVING EASE |      |      |      | GROWTH And MATERNAL |      |      |     |      | FERTILITY |      | CARCASE |      |      |      |      |      |
|---|--------------|------|------|------|---------------------|------|------|-----|------|-----------|------|---------|------|------|------|------|------|
|   | DIR          | DTRS | GL   | BW   | G200                | G400 | G600 | MWT | MILK | SS        | DC   | CWT     | EMA  | RIB  | RUMP | RBV  | IMF  |
| EBV   | +2.6         | +0.1 | -2.3 | +4.1 | +29                 | +69  | +81  | +80 | +8   | +2.7      | -2.4 | +44     | +2.3 | +0.4 | +0.1 | +0.3 | +0.4 |
| ACC   | 44%          | 36%  | 52%  | 78%  | 72%                 | 72%  | 68%  | 61% | 54%  | 75%       | 39%  | 61%     | 53%  | 60%  | 61%  | 52%  | 48%  |

591 is out of a good old Barwidgee cow, reliable genetics for this environment

**Lot 43** **BARWIDGEE 08307** **ID: VKD 08 307**


Sire TEHAMA 717 BAND 876  
TEHAMA SCHWARZNEGER N600  
TEHAMA BLACKCAP E406

Dam BARWIDGEE 01216  
BARWIDGEE 03211  
BARWIDGEE 01245

Stature 25  
Capacity  32   
Body Lth 28  
Muscle 38  
Claw Set  21   
Feet Ang  25   
Rear Leg  25 

Born: 26/08/2008  
Birth Wt: 42 kg  
Scotal Circ 40 cm

| \$ INDEX VALUES |    |    |    |
|-----------------|----|----|----|
| LF              | GF | SF | T  |
| 85              | 77 | 63 | 72 |









|  | CALVING EASE |      |      |      | GROWTH And MATERNAL |      |      |     |      | FERTILITY |    | CARCASE |      |      |      |      |      |
|---|--------------|------|------|------|---------------------|------|------|-----|------|-----------|----|---------|------|------|------|------|------|
|   | DIR          | DTRS | GL   | BW   | G200                | G400 | G600 | MWT | MILK | SS        | DC | CWT     | EMA  | RIB  | RUMP | RBV  | IMF  |
| EBV   | -1.6         | +1.2 | -0.5 | +5.1 | +40                 | +67  | +94  | +84 | +12  | +1.1      |    | +56     | +4.5 | -1.1 | -1.3 | +1.3 | +0.5 |
| ACC   | 46%          | 38%  | 67%  | 78%  | 73%                 | 73%  | 69%  | 64% | 56%  | 75%       |    | 62%     | 55%  | 61%  | 62%  | 54%  | 50%  |

Well muscled high yielding Schwarznegger son

**Lot 44** **BARWIDGEE 08205** **ID: VKD 08 205**


Sire LEACHMAN RIGHT TIME  
LEACHMAN BOOM TIME  
LEACHMAN BURGESS 5004

Dam KAPP DESIGNER  
BARWIDGEE 04150  
BARWIDGEE 99313

Stature 27  
Capacity  32   
Body Lth 31  
Muscle 38  
Claw Set  21   
Feet Ang  25   
Rear Leg  25 

Born: 22/08/2008  
Birth Wt: 40 kg  
Scotal Circ 32 cm

| \$ INDEX VALUES |    |    |    |
|-----------------|----|----|----|
| LF              | GF | SF | T  |
| 96              | 78 | 65 | 71 |

|  | CALVING EASE |      |      |      | GROWTH And MATERNAL |      |      |     |      | FERTILITY |      | CARCASE |      |      |      |      |      |
|---|--------------|------|------|------|---------------------|------|------|-----|------|-----------|------|---------|------|------|------|------|------|
|   | DIR          | DTRS | GL   | BW   | G200                | G400 | G600 | MWT | MILK | SS        | DC   | CWT     | EMA  | RIB  | RUMP | RBV  | IMF  |
| EBV   | -3.1         | +2.5 | -1.9 | +4.9 | +50                 | +77  | +104 | +82 | +15  | +1.2      | -4.0 | +58     | +2.1 | +0.2 | +0.1 | -0.1 | +1.1 |
| ACC   | 52%          | 47%  | 69%  | 79%  | 73%                 | 73%  | 70%  | 63% | 59%  | 58%       | 42%  | 63%     | 57%  | 62%  | 63%  | 56%  | 53%  |

Top 5% 200 day growth, this Boomtime son is a long, well muscled bull.









**Lot 45**

**BARWIDGEE 08555**

**ID: VKD 08 555**


Sire SITZ ALLIANCE 6595  
 BARWIDGEE 06159  
 BARWIDGEE 02248

Dam BARWIDGEE 01216  
 BARWIDGEE 04204  
 BARWIDGEE 01297

Stature 24  
 Capacity  28   
 Body Lth 27  
 Muscle 35  
 Claw Set  21   
 Feet Ang  25   
 Rear Leg  25 

Born: 14/09/2008  
 Birth Wt: 38 kg  
 Scotal Circ 41 cm

| \$ INDEX VALUES |    |    |    |
|-----------------|----|----|----|
| LF              | GF | SF | T  |
| 77              | 58 | 52 | 50 |

|  | CALVING EASE |      |    |      | GROWTH And MATERNAL |      |      |     |      | FERTILITY |    | CARCASE |      |      |      |      |      |
|---|--------------|------|----|------|---------------------|------|------|-----|------|-----------|----|---------|------|------|------|------|------|
|   | DIR          | DTRS | GL | BW   | G200                | G400 | G600 | MWT | MILK | SS        | DC | CWT     | EMA  | RIB  | RUMP | RBY  | IMF  |
| <b>EBV</b>  | -0.1         |      |    | +3.6 | +31                 | +61  | +77  |     | +13  | +2.3      |    | +42     | +1.4 | +1.4 | +1.1 | -0.8 | +1.3 |
| ACC   | 40%          |      |    | 77%  | 68%                 | 68%  | 63%  |     | 45%  | 73%       |    | 56%     | 49%  | 54%  | 56%  | 48%  | 43%  |

Positive fat easy doing bull, he has a low birthweight, high scrotal size and great shape. A 2yo heifers first calf he is suitable for use over heifers









**Lot 46**

**BARWIDGEE 08319**

**ID: VKD 08 319**


Sire TEHAMA SCHWARZNEGER N600  
 BARWIDGEE 06217  
 BARWIDGEE 02158

Dam HYLINE RIGHT TIME 338  
 BARWIDGEE 05185  
 BARWIDGEE 99243

Stature 23  
 Capacity  33   
 Body Lth 26  
 Muscle 37  
 Claw Set  21   
 Feet Ang  25   
 Rear Leg  25 

Born: 27/08/2008  
 Birth Wt: 35 kg  
 Scotal Circ 38 cm

| \$ INDEX VALUES |    |    |    |
|-----------------|----|----|----|
| LF              | GF | SF | T  |
| 85              | 71 | 57 | 62 |

|  | CALVING EASE |      |      |      | GROWTH And MATERNAL |      |      |     |      | FERTILITY |    | CARCASE |      |      |      |      |      |
|---|--------------|------|------|------|---------------------|------|------|-----|------|-----------|----|---------|------|------|------|------|------|
|   | DIR          | DTRS | GL   | BW   | G200                | G400 | G600 | MWT | MILK | SS        | DC | CWT     | EMA  | RIB  | RUMP | RBY  | IMF  |
| <b>EBV</b>  | +1.1         |      | -2.8 | +3.0 | +38                 | +61  | +86  |     | +13  | +1.2      |    | +50     | +3.3 | +0.3 | +0.1 | +0.2 | +0.9 |
| ACC   | 39%          |      | 52%  | 76%  | 68%                 | 67%  | 63%  |     | 43%  | 72%       |    | 55%     | 48%  | 53%  | 55%  | 47%  | 42%  |

Low birthweight young bull, out of a well performed 338 daughter, suitable for use over heifers









**Lot 47**

**BARWIDGEE 08257**

**ID: VKD 08 257**


Sire BARWIDGEE 04225  
 BARWIDGEE 06155  
 BARWIDGEE 03141

Dam B/R NEW FRONTIER 095  
 BARWIDGEE 06186  
 BARWIDGEE 98256

Stature 22  
 Capacity  32   
 Body Lth 25  
 Muscle 38  
 Claw Set  20   
 Feet Ang  27   
 Rear Leg  28 

Born: 24/08/2008  
 Birth Wt: 32 kg  
 Scotal Circ 40 cm

| \$ INDEX VALUES |    |    |    |
|-----------------|----|----|----|
| LF              | GF | SF | T  |
| 97              | 71 | 64 | 59 |

|  | CALVING EASE |      |    |      | GROWTH And MATERNAL |      |      |     |      | FERTILITY |    | CARCASE |      |      |      |      |      |
|---|--------------|------|----|------|---------------------|------|------|-----|------|-----------|----|---------|------|------|------|------|------|
|   | DIR          | DTRS | GL | BW   | G200                | G400 | G600 | MWT | MILK | SS        | DC | CWT     | EMA  | RIB  | RUMP | RBY  | IMF  |
| <b>EBV</b>  | +2.9         |      |    | +3.1 | +27                 | +63  | +76  | +66 | +9   | +2.9      |    | +44     | +4.9 | +0.8 | +0.5 | +0.3 | +1.8 |
| ACC   | 40%          |      |    | 77%  | 68%                 | 68%  | 63%  | 55% | 43%  | 72%       |    | 56%     | 49%  | 54%  | 56%  | 48%  | 43%  |

Low birthweight, high calving ease sire with top 1% SS. Excellent structure & good \$ indexes









**Lot 48**

**BARWIDGEE 08351**

**ID: VKD 08 351**


Sire TEHAMA 717 BAND 876  
 TEHAMA SCHWARZNEGER N600  
 TEHAMA BLACKCAP E406

Dam BARWIDGEE 00211  
 BARWIDGEE 04358  
 BARWIDGEE 92186

Stature 26  
 Capacity  32   
 Body Lth 30  
 Muscle 38  
 Claw Set  21   
 Feet Ang  26   
 Rear Leg  28 

Born: 28/08/2008  
 Birth Wt: 38 kg  
 Scotal Circ 42 cm

| \$ INDEX VALUES |    |    |    |
|-----------------|----|----|----|
| LF              | GF | SF | T  |
| 78              | 68 | 55 | 59 |

|  | CALVING EASE |      |      |      | GROWTH And MATERNAL |      |      |     |      | FERTILITY |    | CARCASE |      |      |      |      |      |
|---|--------------|------|------|------|---------------------|------|------|-----|------|-----------|----|---------|------|------|------|------|------|
|   | DIR          | DTRS | GL   | BW   | G200                | G400 | G600 | MWT | MILK | SS        | DC | CWT     | EMA  | RIB  | RUMP | RBY  | IMF  |
| <b>EBV</b>  | +0.8         | +0.5 | -1.4 | +3.0 | +34                 | +58  | +80  | +73 | +10  | +1.5      |    | +47     | +2.6 | -0.6 | -0.3 | +0.6 | +0.8 |
| ACC   | 45%          | 37%  | 67%  | 78%  | 73%                 | 73%  | 69%  | 61% | 56%  | 75%       |    | 61%     | 55%  | 61%  | 61%  | 53%  | 49%  |

Lovely quiet N600 son. Low birthweight suitable for use over heifers